
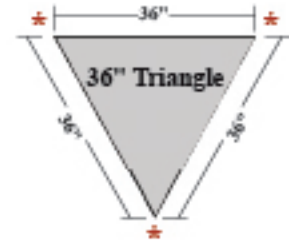


Sizes
24 x 24
30 x 30
36 x 36
48 x 48

R1-1



* **Phantom Points** are the result of the aluminum blank being "cornered" then creating a radius corner.



Sizes
30 x 30 x 30
36 x 36 x 36
48 x 48 x 48

R1-2

ALL WAY R1-3P
18 x 6



R1-5L 18 x 18
30 x 30



R1-5R 18 x 18
30 x 30



R1-5aL 18 x 24
30 x 42



R1-5aR 18 x 24
30 x 42



R3-1 24 x 24



R3-2 24 x 24



R3-4 24 x 24



R3-18 24 x 24



R3-27 24 x 24



R9-14 24 x 24



R3-1P 24 x 18



R3-2P 24 x 18



R3-4P 24 x 18



R3-18P 24 x 18



STATE LAW
R1-6 12 x 36
WITHIN CROSSWALK



STATE LAW
R1-6a 12 x 36
WITHIN CROSSWALK



R8-3 24 x 24



R9-3 24 x 24



R5-2 24 x 24



R5-6 24 x 24



R8-3P 24 x 18



R9-3aP 24 x 18



R5-2P 24 x 18



R5-6P 24 x 18



R1-2aP 24 x 18



R1-9 90 x 24



R1-9a 90 x 24



R1-10P 24 x 18



R1-51 30 x 18



NR2-1-BLANK 18 x 24 24 x 30



R2-1-5 18 x 24 24 x 30



R2-1-10 18 x 24 24 x 30



R2-1-15 18 x 24 24 x 30



R2-1-20 18 x 24 24 x 30



R2-1-25 18 x 24 24 x 30



R2-1-30 18 x 24 24 x 30



R2-1-35 18 x 24 24 x 30



R2-1-40 18 x 24 24 x 30



R2-1-45 18 x 24 24 x 30



R2-1-50 18 x 24 24 x 30



R2-1-55 18 x 24 24 x 30



R2-4P 18 x 24 24 x 30



R2-4a 24 x 48



NR2-5a 18 x 24 24 x 30



NR2-5c 18 x 24 24 x 30



R2-5P 24 x 18



R2-5aP 24 x 6



R2-5bP 24 x 6



R2-5cP 24 x 6



R2-6P 24 x 18



R2-6aP 24 x 18



R2-6bP 24 x 18



R2-10 24 x 30



R2-11 24 x 30



R3-1b 18 x 24



R3-2b 18 x 24



R3-3 24 x 24



R3-4b 18 x 24



R3-33 78 x 36



R3-5L 24 x 30
30 x 36



R3-5R 24 x 30
30 x 36



R3-5a 24 x 30
30 x 36



R3-5bP 30 x 12



R3-5fP 30 x 12



R3-5eP 30 x 12



R3-5gP 30 x 12



R3-6L 24 x 30
30 x 36



R3-6L2 24 x 30
30 x 36



R3-6R 24 x 30
30 x 36



R3-6R2 24 x 30
30 x 36



R3-7L 30 x 30



R3-7R 30 x 30



R3-8L 30 x 30



R3-8L1 30 x 30



R3-8R 30 x 30



R3-8R1 30 x 30



NR3-8L 30 x 30



NR3-8R 30 x 30



R3-8a 48 x 30
60 x 36



R3-8b 48 x 30
60 x 36



R3-9a 30 x 36



R3-9b 24 x 36



R3-9cP 30 x 12



R3-9dP 30 x 12



G-10 18 x 24





R3-20L 24 x 36



R3-20R 24 x 36



R4-1 18 x 24
24 x 30



R4-2 18 x 24
24 x 30



R4-3 18 x 24
24 x 30



R4-4 36 x 30



R4-5 24 x 30



R4-6 24 x 30



R4-7 18 x 24
24 x 30



R4-7P 24 x 18



R4-8 18 x 24
24 x 30



R4-8P 24 x 18



R4-7a 18 x 24
24 x 30



R4-7b 18 x 24
24 x 30



R4-7c 18 x 30



R4-8a 18 x 24
24 x 30



R4-8b 18 x 24
24 x 30



R4-8c 18 x 30



R4-9 18 x 24
24 x 30



R4-16 18 x 24
24 x 30



R4-17 18 x 24
24 x 30



R4-18 18 x 24
24 x 30



R5-1 30 x 30
36 x 36



R5-1a 30 x 18
36 x 24



R5-2 24 x 24



R5-3 24 x 24



R5-6 24 x 24



S7-2T 12 x 18
18 x 24



NSR5-2S 12 x 18
18 x 24



R5-2P 24 x 18



SR-32 18 x 12
24 x 18



R5-6P 18 x 12
24 x 18



S7-1T 24 x 18
36 x 18



SZ-9 12 x 18
18 x 24



R5-4 18 x 24
24 x 30



NR5-5b 24 x 24
30 x 30



R5-7a 30 x 24
42 x 24



R5-10a 18 x 24
24 x 30



R5-10b 30 x 18



R6-2 12 x 18
18 x 24



R6-2L 12 x 18
18 x 24



R6-2R 12 x 18
18 x 24



R6-2S 12 x 18
18 x 24

R6-1L
24 x 8
36 x 12



R6-1R
24 x 8
36 x 12



R5-11 24 x 18



R6-3 30 x 24



R6-3a 30 x 24



R6-4 30 x 24



R6-4a 48 x 24



R6-4b 60 x 24



R6-5P 30 x 30



R6-6 24 x 30



R6-7 24 x 30



R8-1 18 x 24
24 x 30



R8-2 18 x 24
24 x 30



R8-3 24 x 24



R8-3a 18 x 24
24 x 30



R8-3cP 24 x 18



R8-3dP 24 x 18



R8-3eP 24 x 18



R8-3fP 24 x 18



R8-3gP 24 x 18



R8-3hP 24 x 18



R8-4 30 x 24



R8-5 24 x 30



R8-6 24 x 30



R8-7 30 x 24



R8-10 24 x 36



RS7-3 12 x 18
18 x 24



RS7-3d 12 x 18
18 x 24



R9-1 18 x 24



R9-2 12 x 18



R9-3 18 x 18
24 x 24
30 x 30



R9-3a 12 x 18



R9-3aP 24 x 18



R9-3bL 18 x 12
R9-3bR 18 x 12



R9-4a 12 x 18
18 x 24



R9-8 36 x 18



R9-9 24 x 12
30 x 18



R10-1 12 x 18



R10-2 9 x 12



R10-3 9 x 12



R10-3a 9 x 15



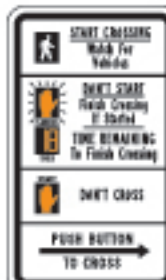
R10-3b 9 x 12



R10-3c 9 x 12



R10-3d 9 x 12



R10-3e 9 x 15



R10-4 9 x 12



R10-4a 9 x 15



R10-4b 9 x 12



R10-5 18 x 24
24 x 30



R10-6 24 x 36



R10-6a 24 x 30



R10-7 18 x 24
24 x 30



R10-8 18 x 24
24 x 30



N14-7 18 x 24
24 x 30



R10-10L 18 x 24
24 x 30



R10-10R 18 x 24
24 x 30



R10-11 18 x 24
24 x 30



R10-11a 24 x 30
30 x 36



R10-11b 24 x 24
30 x 30
36 x 36



R10-11c 30 x 42



R10-11d 30 x 42



R10-12 24 x 30



R10-13 36 x 24
42 x 30



R10-14 36 x 42



R10-14a

60 x 24



R10-15 30 x 30



R10-16 24 x 30
30 x 36



R10-17a 30 x 36
36 x 48



R10-18 36 x 24



R10-21 24 x 30



R10-23 24 x 30



R10-25 9 x 12



R10-28 24 x 30



R11-1 24 x 30



R11-2 48 x 30



R11-2b 48 x 30



R11-3a 60 x 30



R11-3b 60 x 30





R11-4 60 x 30



R12-1 18 x 24
BLANK 24 x 30



R12-1 18 x 24
24 x 30



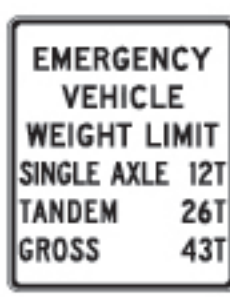
R12-2 24 x 30



R12-3 24 x 36



R12-5 24 x 36
30 x 42



R12-7 30x 36



R12-7aP 30x 30



R14-1 24 x 18



N14-1S 24 x 18



N14-1L 24 x 18



N14-1R 24 x 18



N14-2 18 x 24



N14-3 18 x 24



N14-4 18 x 24



N14-5S 18 x 24



N14-5L 18 x 24



N14-5R 18 x 24



N14-6 18 x 24



N14-7 18 x 24



N14-8 18 x 24



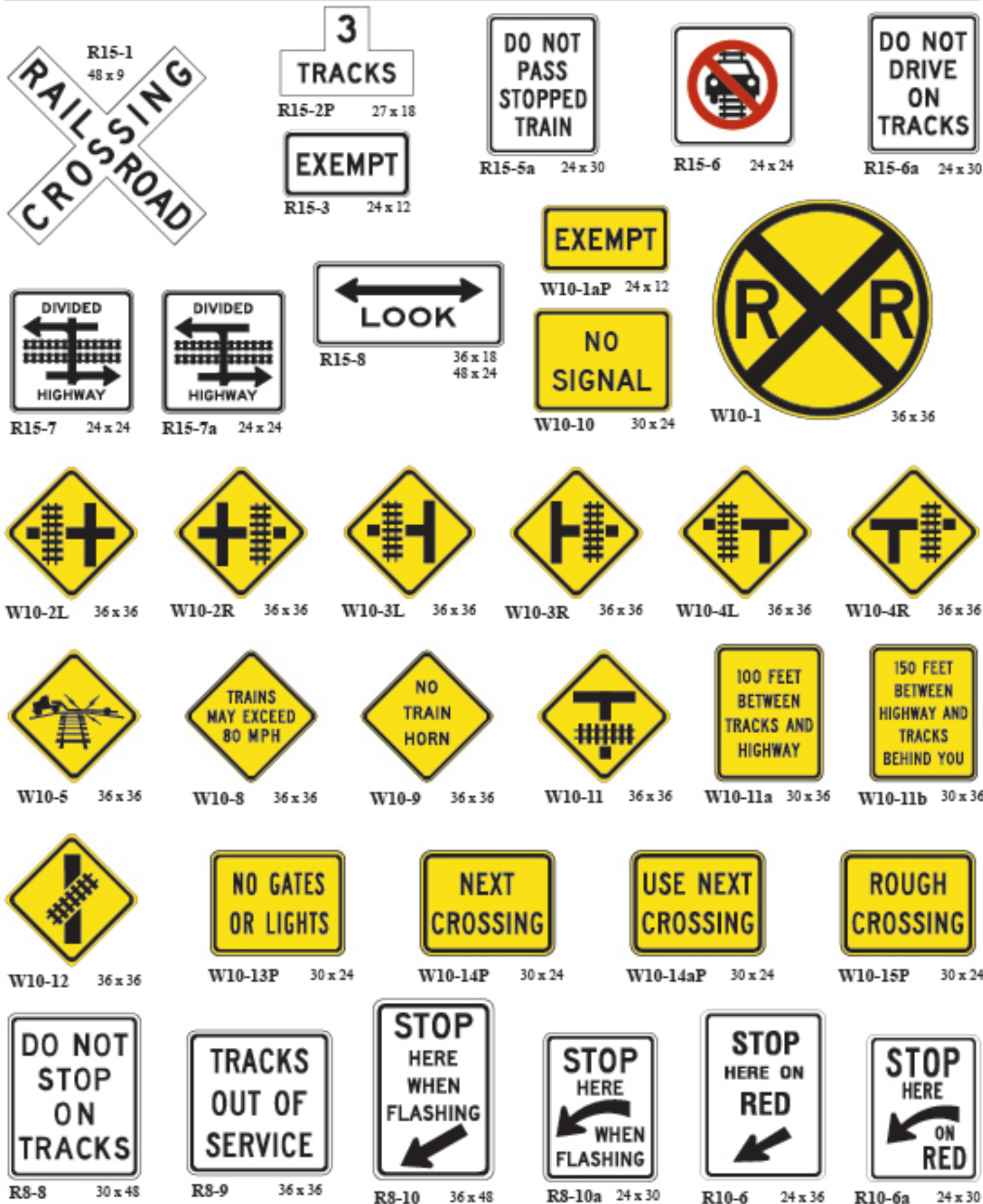
N14-8a 18 x 24



N14-9 18 x 24




N14-9b 18 x 24




WARNING SIGNS

National Sign Company




CHEVRON BRACKETS

Part No.	Description
CAB100	Length: 18"/Sign Size: 12"x18", 18"x24"
CAB200	Length: 24"/Sign Size: 18"x24", 24"x30"
CAB300	Length: 30"/Sign Size: 24"x30", 30"x36"



- Attaches to U-Channel and Square Posts
- Mounts 2 signs to post
- Adjustable sign angle after installation
- Hardware included








































WARNING SIGNS

800-255-4369

W2-6 30 x 30 36 x 36	W3-1 30 x 30 36 x 36	W3-2 30 x 30 36 x 36	W3-3 30 x 30 36 x 36	W6-1 30 x 30 36 x 36	W6-2 30 x 30 36 x 36
					
TRAFFIC CIRCLE	STOP AHEAD	YIELD AHEAD	SIGNAL AHEAD	DIVIDED HIGHWAY	DIVIDED HIGHWAY ENDS
W16-12P 24 x 18	W3-1aP 24 x 18	W3-2aP 24 x 18	W3-3P 24 x 18	W6-1P 24 x 18	W6-2P 24 x 18
W6-3 30 x 30 36 x 36	W7-1 30 x 30 36 x 36	W8-5 30 x 30 36 x 36	W8-10 30 x 30 36 x 36	W8-17 30 x 30 36 x 36	W11-1 30 x 30 36 x 36
					
TWO WAY TRAFFIC	USE LOW GEAR	WHEN WET	SLIPPERY WHEN WET	SHOULDER DROP-OFF	BIKE XING
W6-3P 24 x 18	W7-2P 24 x 18	W8-5P 24 x 18	W8-10P 24 x 18	W8-17P 24 x 18	W11-1P 24 x 18
W11-2 30 x 30 36 x 36	W11-3 30 x 30 36 x 36	W11-4 30 x 30 36 x 36	W11-5 30 x 30 36 x 36	W11-5a 30 x 30 36 x 36	W11-6 30 x 30 36 x 36
					
PED XING	DEER XING	CATTLE XING	FARM MACHINERY	TRACTOR XING	SNOWMOBILE CROSSING
W11-2P 24 x 18	W11-3P 24 x 18	W11-4P 24 x 18	W11-5P 24 x 18	W11-5Pa 24 x 18	W11-6P 24 x 18
W11-7 30 x 30 36 x 36	W11-8 30 x 30 36 x 36	W11-9 30 x 30 36 x 36	W11-10 30 x 30 36 x 36	W11-11 30 x 30 36 x 36	W11-14 30 x 30 36 x 36
					
EQUESTRIAN XING	FIRE STATION	HANDICAP XING	TRUCK XING	GOLF CART XING	NEXT 7 MILES
W11-7P 24 x 18	W11-8P 24 x 18	W11-9P 24 x 18	W11-10P 24 x 18	W11-11P 24 x 18	W7-3aP 24 x 18
































WARNING SIGNS

National Sign Company

W3-1a 30 x 30 36 x 36	W3-2a 30 x 30 36 x 36	W3-3a 30 x 30 36 x 36	W3-4 30 x 30 36 x 36	W3-5 30 x 30 36 x 36	W3-5a 30 x 30 36 x 36
					
W4-1L 30 x 30 36 x 36	W4-1R 30 x 30 36 x 36	W4-2L 30 x 30 36 x 36	W4-2R 30 x 30 36 x 36	W4-3L 30 x 30 36 x 36	W4-3R 30 x 30 36 x 36
					
W14-4 30 x 30 36 x 36	W4-4aP 24 x 12	W4-4bP 24 x 12	W4-5 30 x 30 36 x 36	W4-5P 18 x 24	
					
	W4-4cP 24 x 12	W4-4P 24 x 12			
					
W4-6 30 x 30 36 x 36	W4-7L 30 x 30 36 x 36	W4-7R 30 x 30 36 x 36	W5-1 30 x 30 36 x 36	W5-2 30 x 30 36 x 36	W5-2aP 24 x 18
					
W5-3 30 x 30 36 x 36	W5-4 30 x 30 36 x 36	W5-4a 30 x 30 36 x 36	W5-5 30 x 30 36 x 36	W6-1a 30 x 30 36 x 36	W6-2a 30 x 30 36 x 36
					
W5-7L 30 x 30 36 x 36	W5-7R 30 x 30 36 x 36	W7-1c 30 x 30 36 x 36	W7-5 30 x 30 36 x 36	W7-6 30 x 30 36 x 36	W8-1 30 x 30 36 x 36
					

WARNING SIGNS

800-255-4369

<p>W8-2 30 x 30 36 x 36</p> 	<p>W8-3 30 x 30 36 x 36</p> 	<p>W8-4 30 x 30 36 x 36</p> 	<p>W8-6 30 x 30 36 x 36</p> 	<p>W8-7 30 x 30 36 x 36</p> 
<p>W8-8 30 x 30 36 x 36</p> 	<p>W8-9 30 x 30 36 x 36</p> 	<p>W8-9a 30 x 30 36 x 36</p> 	<p>W8-11 30 x 30 36 x 36</p> 	<p>W8-12 30 x 30 36 x 36</p> 
<p>W8-13 30 x 30 36 x 36</p> 	<p>W8-21 30 x 30 36 x 36</p> 	<p>W8-22 30 x 30 36 x 36</p> 	<p>W8-23 30 x 30 36 x 36</p> 	<p>W8-24 30 x 30 36 x 36</p> 
<p>W8-25 30 x 30 36 x 36</p> 	<p>W9-1L 30 x 30 36 x 36</p> 	<p>W9-1R 30 x 30 36 x 36</p> 	<p>W9-2L 30 x 30 36 x 36</p> 	<p>W9-2R 30 x 30 36 x 36</p> 
<p>W11-15 30 x 30 36 x 36</p> 	<p>W11-15a 30 x 30 36 x 36</p> 	<p>W12-1 30 x 30 36 x 36</p> 	<p>W12-2 30 x 30 36 x 36</p> 	<p>W12-52 30 x 30 36 x 36</p> 
<p>W12-2aP 24 x 18</p> 	<p>W13-1P 18 x 18 24 x 24</p> 	<p>W14-1aR 36 x 8</p> 	<p>W14-1 24 x 24 30 x 30 36 x 36</p> 	
<p>W12-2a 78 x 24</p> 		<p>W14-1aL 36 x 8</p> 		

WARNING SIGNS

<p>W14-1b 30 x 30 36 x 36</p>	<p>W14-2 30 x 30 36 x 36</p>	<p>W14-2aR 36 x 8</p>	<p>W14-3 40 x 30 48 x 36</p>		
		<p>W14-2aL 36 x 8</p>			
<p>W14-9 30 x 30 36 x 36</p>	<p>W16-1a 30 x 30 36 x 36</p>	<p>W16-1P 18 x 24</p>	<p>W16-2P 24 x 18</p>	<p>W16-3aP 30 x 12</p>	<p>W16-9 30 x 30 36 x 36</p>
			<p>W16-2aP 24 x 12</p>	<p>W16-4P 24 x 18 30 x 24</p>	
<p>W16-17P 24 x 12</p>	<p>W16-8P Var. x 8</p>	<p>W16-9P 24 x 12</p>	<p>W17-1 30 x 30 36 x 36</p>	<p>W18-1 30 x 30 36 x 36</p>	<p>W18-6a 30 x 30 36 x 36</p>
<p>W16-13P 24 x 18</p>	<p>W16-8aP Var. x 15</p>	<p>W8-19 12 x 72</p>			
<p>W16-18P 24 x 12</p>	<p>W18-3 24 x 30</p>		<p>W18-2 30 x 30 36 x 36</p>	<p>W18-4 30 x 30 36 x 36</p>	<p>W16-5 30 x 30 36 x 36</p>
<p>W16-15P 24 x 12</p>					
<p>W18-5 30 x 30 36 x 36</p>	<p>W18-6 30 x 30 36 x 36</p>	<p>W18-7 30 x 30 36 x 36</p>	<p>W18-8 30 x 30 36 x 36</p>	<p>W8-GE 30 x 30 36 x 36</p>	<p>W8-18 30 x 30 36 x 36</p>
<p>W18-9 30 x 30 36 x 36</p>	<p>W18-11 30 x 30 36 x 36</p>	<p>W18-12 30 x 30 36 x 36</p>	<p>W18-16 30 x 30 36 x 36</p>	<p>W18-18 30 x 30 36 x 36</p>	<p>W18-24 30 x 30 36 x 36</p>

TYPE 1 OBJECT MARKERS


9-SPOT

Specify Screen Printed OR Reflector Buttons

Yellow Sheeting Only



OM1-1
18 x 18



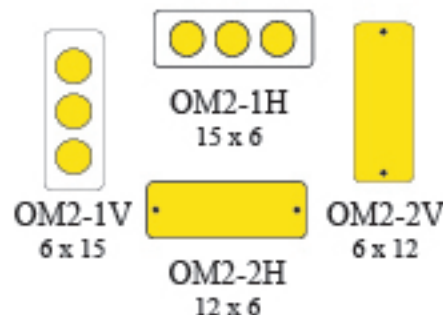
OM1-2
18 x 18



OM1-3
18 x 18

TYPE 2 OBJECT MARKERS

Vertical and Horizontal



TYPE 3 OBJECT MARKERS

Striped Black / Yellow Retroreflective



OM3-6L
6 x 24
LEFT



OM3-10L
10 x 30
LEFT

OM3-12L
12 x 36
LEFT

OM3-C
12 x 36
CENTER
ONLY



OM3-6R
6 x 24
RIGHT

OM3-10R
10 x 30
RIGHT

OM3-12R
12 x 36
RIGHT



DELINEATORS 3" x 8"



DL-3Y
(YELLOW)

DL-3W
(WHITE)


RW-KS
3 x 8



TYPICAL END OF ROAD MARKER

Specify Screen Printed OR Reflector Buttons

Red Sheeting Only



OM4-1
18 x 18



OM4-2
18 x 18



OM4-3
18 x 18

ROUND DELINEATOR BUTTONS


Plastic Back

Part No.	Description
DL-1 (Individually Packed)	3 1/4" Diameter
DL-1T (Box of 100 same color)	3 1/4" Diameter

Colors: Red, Yellow or White

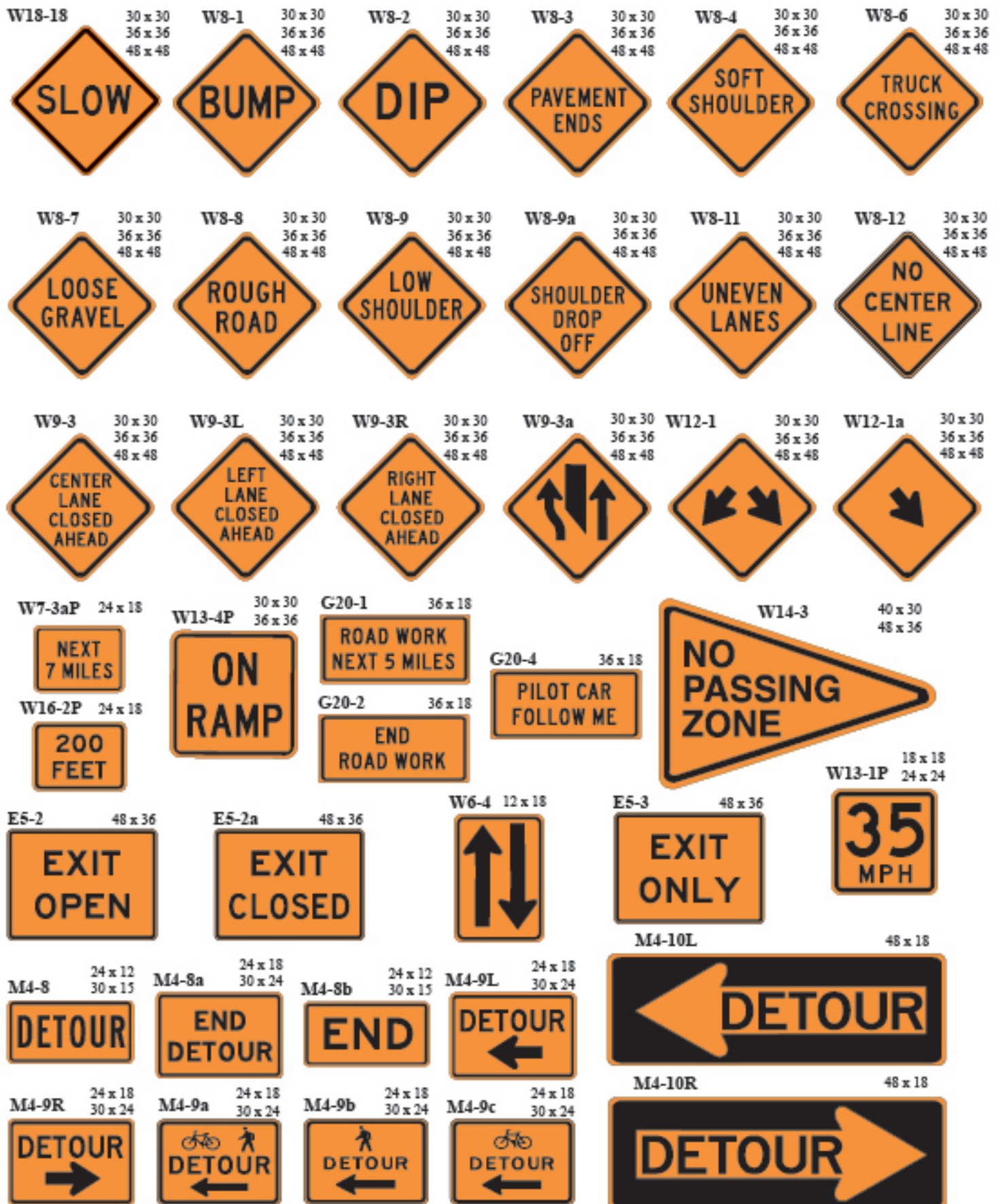


ORANGE WORK ZONE SIGNS



ORANGE WORK ZONE SIGNS

800-255-4369



ORANGE WORK ZONE SIGNS



* Alternate Legends For Work Zone Signs * Illustrated Below

A - AHEAD	C - 1000 FT	E - TAR	G - STREET
B - 500 FT	D - 1/2 MILE	F - LEFT	H - 1 MILE
Example: W20-1 insert (G) "STREET" for "ROAD"		Example: W21-2 insert (E) "TAR" for "OIL"	



Alternate Legends

A - 50 FT
B - 100 FT
C - 200 FT

DISABLED-ADA SIGNS

800-255-4369



R7-8 12 x 18
18 x 24



R7-8L 12 x 18
18 x 24



R7-8d 12 x 18
18 x 24



R7-8R 12 x 18
18 x 24



R7-79 12 x 18
18 x 24



R7-83 12 x 18
18 x 24



R9-01 12 x 18
18 x 24



R9-42 12 x 18
18 x 24



R9-6a 12 x 18
18 x 24



R9-6b 12 x 18
18 x 24



R9-07 12 x 18
18 x 24



R9-09 12 x 18
18 x 24



R9-9L 12 x 18
18 x 24



R9-9R 12 x 18
18 x 24



R9-23 12 x 18
18 x 24



R9-28L 12 x 18
18 x 24



R9-30L 12 x 18
18 x 24



R9-30R 12 x 18
18 x 24



R9-36 12 x 12




R9-37 12 x 12



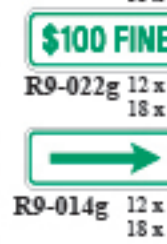
R9-014b 12 x 6
18 x 6



R9-022 12 x 6
18 x 6



R9-014g 12 x 6
18 x 6



R9-022g 12 x 6
18 x 6

NEIGHBORHOOD SIGNS



KA-11 18 x 24



KA-12 18 x 24



SR-23 18 x 24



SR-24 18 x 24



SR-27 18 x 24



SR-28 18 x 24



SR-29 18 x 24



SR-31 18 x 24



KA-2A 12 x 18



KA-7 12 x 18



KA-8 12 x 18



KA-10 12 x 18

SCHOOL & PLAYGROUND SIGNS

National Sign Company



School Advance Crossing Assembly



S1-1 30 x 30
36 x 36

AHEAD W16-9p
24 x 12
30 x 18

200 FT W16-2aP*
24 x 12
30 x 18

200 FEET W16-2P*
24 x 18
30 x 24

← W16-5pL
24 x 12
30 x 18

→ W16-5pR
24 x 12
30 x 18

↶ W16-6pL
24 x 12
30 x 18

↷ W16-6pR
24 x 12
30 x 18

SCHOOL S4-3p
12 x 4

STATE LAW
YIELD
TO

WITHIN CROSSWALK

R1-6b 12 x 36

School Crossing Assembly



S1-1 30 x 30
36 x 36

← W16-7pL
24 x 12
30 x 18

SCHOOL S4-3p
24 x 8
36 x 12

SPEED LIMIT
20 R2-1-20
18 x 24
24 x 30

7:00 AM TO 8:30 AM S4-1**
24 x 10
36 x 18

**7:40 - 8:15 AM
3:45 - 4:15 PM** S4-1a**
24 x 10
36 x 18

WHEN CHILDREN ARE PRESENT S4-2
24 x 10
36 x 18

WHEN FLASHING S4-4
24 x 10
36 x 18

SCHOOL

STATE LAW
STOP
FOR

WITHIN CROSSWALK

R1-6c 12 x 36

School Zone Sign



S1-1 30 x 30
36 x 36

ALL YEAR S4-7p
24 x 12
30 x 18

SCHOOL S4-3p
24 x 8
36 x 12

← W16-5pL
24 x 12
30 x 18

→ W16-5pR
24 x 12
30 x 18

↶ W16-6pL
24 x 12
30 x 18

↷ W16-6pR
24 x 12
30 x 18

* Specify number of feet required.
** Specify the "times" required.

STATE LAW
YIELD
TO

WITHIN CROSSWALK

R1-6 12 x 36

W11-1 30 x 30



W11-15 30 x 30



W15-1 30 x 30



W15-1p 24 x 18

PLAYGROUND

SCHOOL
SPEED LIMIT
20
WHEN CHILDREN ARE PRESENT

NS5 24 x 48

SCHOOL
SPEED LIMIT
20
WHEN FLASHING

NS5-1 24 x 48

SCHOOL
SPEED LIMIT
20
8:30 A.M. TO 5:30 P.M.

NS5-2** 24 x 48

PARKING SIGNS

Sizes: 12" x 18" or 18" x 24"



R7-2



RS7-3



RS7-3d



RS7-3L



RS7-3R



RS7-6



RS7-4



R7-9a



RS7-11



RS7-11d



RS7-11L



RS7-11R




RS7-36



RS7-52

ADJUSTABLE BRACKETS



AB-10
Fits poles 4"-12" diameter
Length 47"
2 Brackets, 2 Straps
Hardware Included



RS7-53



RS7-2



RS7-6a



RS7-7a



R7-1



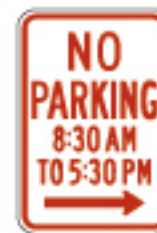
R7-1L



R7-1R



R7-1d



R7-2a



R7-3



R7-4



R7-6



R7-7



R7-9b



R7-34



R7-34L



R7-34R



R7-36



R7-37



R7-39



R7-39b



R7-40



R7-41



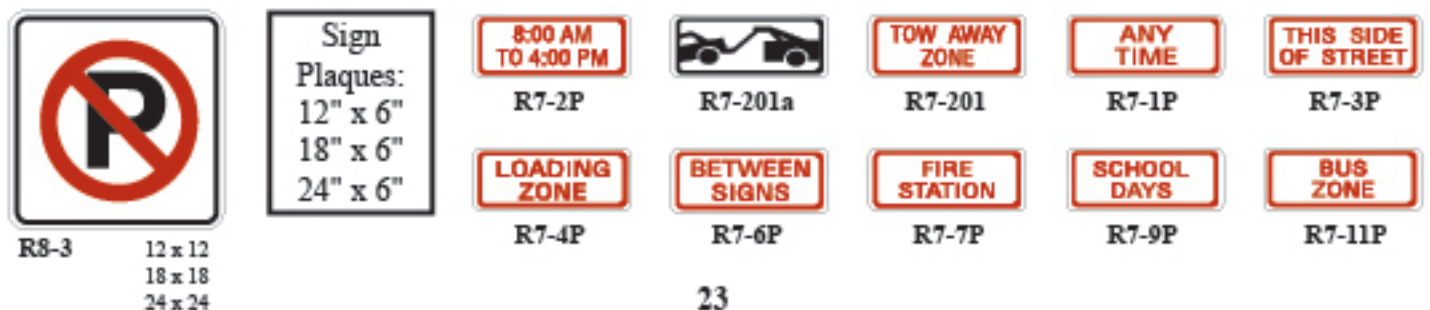
R7-42



NS7-43

PARKING SIGNS

Sizes: 12" x 18" or 18" x 24"



PARKING SIGNS

Sizes: 12" x 18" or 18" x 24"



R7-55



R7-10



R7-9



R7-360



R7-11



R7-12



R7-36a



R7-14



R7-15



R7-16



R7-17



R7-18



R7-19



R7-20



R7-24



R7-25



R7-26a



R7-13



R7-21



R7-23



R7-22



NS-180



NS-182



NS-183



NS-184



NS-185



NS-186



NS-148



NS-170



NS-133



D4-3D



NS-145



NS-148a



NS-171



R7-5



NS-172



NS-173



NS-175



NS-176



NS-177



NS-428



NS-440

PARKING SIGNS

Sizes: 12" x 18" or 18" x 24"



N-21 18 x 24



N-22 18 x 24



N-23 18 x 24




PORTABLE SIGN POST Part No. GP-4

- 14" Cast Iron Base
- Pre-Drilled Pipe Post Included
- For 12" x 18" and 18" x 24" signs
- Weight: 32 lbs.
- Sign Sold Separately

ALUMINUM SIGN BASE

Part No. NS-81



- 15" Aluminum Base
- 4" STUB included with hardware
- Use with U-Channel, Square or Rounds Posts
- Anchor Bolts not included
- Replacement STUB Part No. IN-81S



NS-217



NS-127



NS-77



NS-135



NS-143



NS-146



NS-85



NS-151



NS-11



NS-11L



NS-11R



NS-152



NS-154



NS-156



NS-162



NS-164



NS-58



NS-129



NS-376



NS-68



NS-51



NS-396



NS-409



NS-510



NS-410



NS-413



NS-415



NS-417



NS-444



NS-52



NS-494L



NS-494

PARKING LOT "INFO" SIGNS

National Sign Company



N-30aR 12 x 18
18 x 24



N-30aL 12 x 18
18 x 24




N-30a 12 x 18
18 x 24



R4-7d 12 x 18
18 x 24



R4-8d 12 x 18
18 x 24



N-19 12 x 18
18 x 24



N-20 12 x 18
18 x 24



N-20a 12 x 18
18 x 24



N-40aR 12 x 18
18 x 24



N-40aL 12 x 18
18 x 24



N-40a 12 x 18
18 x 24



S-50a 12 x 18
18 x 24



R7-27 12 x 18
18 x 24



SR-27 18 x 24



SR-28 18 x 24



R2-5d 18 x 24



N-30 24 x 18



N-31 24 x 18



N-32R 24 x 18



N-32L 24 x 18



N-33 24 x 18



N-34 24 x 18



N-40 24 x 18



N-41 24 x 18



N-41R 24 x 18



N-41L 24 x 18



N-42 24 x 18



N-27 24 x 18



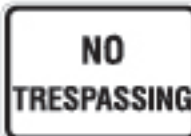
NS-2 24 x 18



NS-3 24 x 18



NS-4 24 x 18



N-45 18 x 12
24 x 18



N-45a 18 x 12
24 x 18



NS-86 12 x 18



R6-2R 18 x 24



R6-2L 18 x 24



R6-2 18 x 24



R7-36a 12 x 18
18 x 24



NS-148b 18 x 24



R5-1c 24 x 24



R5-1 24 x 24



R3-2b 18 x 24



R3-4b 18 x 24



R3-1b 18 x 24



TRUCK & TRAILER TAPE

Part No. 913-32 Prismatic Reflective

- Roll Size 150 feet x 2"
- Alternating Stripe: 11" Red / 7" White
- One Roll per Carton

Highly reflective microprismatic lens sheeting; pressure sensitive adhesive.

ELECTRIC VEHICLE SIGNS

Sizes: 12" x 18" or 18" x 24"



R7-111



R7-111a



R7-112



R7-112a



R7-113



R7-114



R9-111b 24 x 24



R7-114a



EV21-02



EV21-03



EV21-04



EV21-05



EV21-06



EV21-01 24 x 24

WATER



WW-18
9 x 6



WW-19
9 x 6



WW-20
9 x 6



WW-13
6 x 9



WW-14
6 x 9



WW-15
6 x 9



WW-16
6 x 9



SW-10
6 x 9



SW-11
9 x 6



WW-22 24 x 12



WW-24 12 x 18



WW-26 18 x 12



WW-27 24 x 12



WW-29 24 x 10



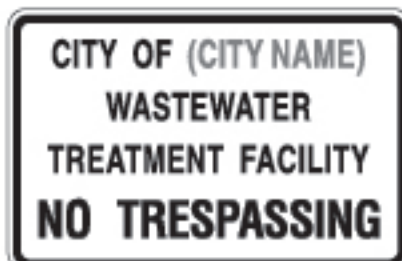
WW-31 42 x 18



WW-33 30 x 24



WW-34 24 x 18



WW-35 36 x 24



WW-36 36 x 24



WW-38 36 x 24



Flex Post - Multipurpose Post

Post is a high performance channelizer designed to meet the harsh demands of high speed, high traffic areas. Available in: Orange, White, Yellow, 36", 42", 48" Length



Reactive Spring System

This unique, compression spring assembly offers the strength to support a flexible post and an information panel as well. This reactive spring is designed to consistently return the post and panel to its original position after impact, time and time again.

Anti-twist

The exclusive spring system provides an "anti-twist" feature designed to re-orient the panel toward traffic after impact.

IN-STREET PEDESTRIAN CROSSWALK SIGN

Highly Visible, Rebounding Crosswalk Identification Signs - Two Sided Pedestrian Crosswalk Signs are helpful in alerting distracted drivers of pedestrian crossing zones, providing enhanced conspicuity at non-signalized intersections and mid-street crossings in order to alert motorists.

(Illustrated)

Pedestrian (Base Sold Separately)		
PED2-0YFF	Yield	Fixed Base
PED2-0YFQ	Yield	Quick Release Base
PED2-0SFF	Stop	Fixed Base
PED2-0SFQ	Stop	Quick Release Base

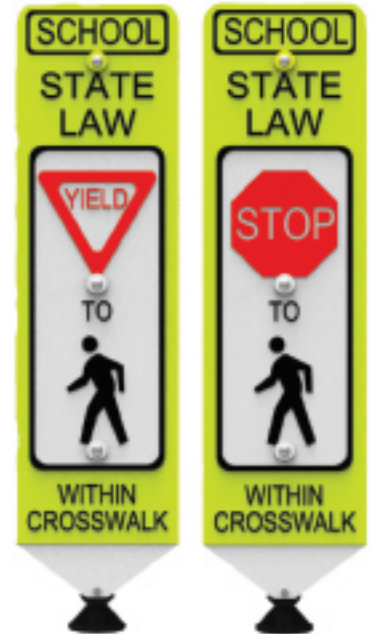


The Fixed Base is a surface mount base designed for permanent applications that secure the upright with bolts.

School (Base Sold Separately)		
PED2-SYFF	Yield	Fixed Base
PED2-SYPQ	Yield	Quick Release Base
PED2-SSFF	Stop	Fixed Base
PED2-0SFQ	Stop	Quick Release Base

Base Options	
BS-SMFB	Fixed, Black Color
BS-SMQB	Quick Release, Black Color
IM-ANCHOR KIT	4 Bolts, 4 Anchors Sleeves

The "Quick Release" Fixed Base is also a surface mount base with unique Quick Release feature providing for the ability to change out or remove the upright.



12" x 36" Hazard Maker



LEFT
HM36-LO

- OM3 Sign
- 12" x 36" plastic panel
 - High Intensity Sheeting
 - 2.375" OD White Post
 - 45" Overall Height

Base Option:
F - Fixed
D - Driveable
Q - Quick Release



RIGHT
HM36-RO



SP-66WH

- ADA Sign; 3 color
- 12" x 18" plastic panel
 - Engineer Grade Sheeting
 - 2.375" OD White Post
 - 66" Overall Height
 - 63" Post Length

Base Option:
F - Fixed
D - Driveable
Q - Quick Release



STOP-IR-60

- Stop Sign
- 24" x 24" plastic panel
 - High Intensity Sheeting
 - 2.375" OD White Post
 - 60" Overall Height
 - 57" Post Length

Base Option:
F - Fixed
D - Driveable
Q - Quick Release



R1-1 18 x 18
24 x 24



R3-17 30 x 24



R9-3c
12 x 12



R5-3 24 x 24
30 x 30



R4-4 36 x 30



R9-3 18 x 18



R3-17a 30 x 12



R3-17b 30 x 12



R1-2 24 x 24 x 24
30 x 30 x 30



R4-1

12 x 18



R4-2

12 x 18



R4-3

12 x 18



R4-7

12 x 18



R10-22

12 x 18



R10-3

9 x 12



R5-6 24 x 24



R7-9

12 x 18



R7-9a

12 x 18



R9-5

12 x 18



R9-6

12 x 18



R9-7

12 x 18



M1-8

12 x 18



R5-1b

12 x 18



D4-3L

12 x 18



AT217

36 x 36 48 x 30



W1-1 18 x 18



W1-2 18 x 18



W1-3 18 x 18



W1-4 18 x 18



W1-5 18 x 18



W1-6 24 x 12



W1-7 24 x 12



W2-1 18 x 18



W2-2 18 x 18



W2-3 18 x 18



W2-4 18 x 18



W2-5 18 x 18



W3-1 18 x 18



W3-2 18 x 18



W3-3 18 x 18



W5-2 18 x 18



W5-4a 18 x 18



W7-5 18 x 18



W8-1 18 x 18



W8-2 18 x 18



W10-1 36" Dia



W12-2 18 x 18



W8-10 18 x 18



W11-1 18 x 18

W16-1P



18 x 24



W8-10a

12 x 9



W16-7P

12 x 6

D11-1



24 x 18



M7-1 12 x 9



M7-2 12 x 9



M7-3 12 x 9



M7-4 12 x 9



M7-5 12 x 9



M7-6 12 x 9



M7-7 12 x 9



D1-1 VARIABLE LENGTH x 18



D1-1b VARIABLE LENGTH x 9



D1-2 VARIABLE LENGTH x 30



D1-3 VARIABLE LENGTH x 42



D2-1 VARIABLE LENGTH x 18



D2-2 VARIABLE LENGTH x 30



D3-1 VARIABLE LENGTH x 8



D2-3 VARIABLE LENGTH x 42



D3-1a VARIABLE LENGTH x 8



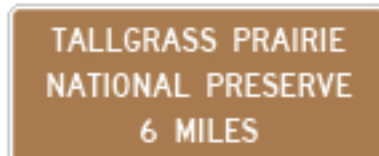
D4-1 30 x 24




D4-2 24 x 30



D6-4 24 x 24



D7-1 VARIABLE LENGTH x 42



D7-2 VARIABLE LENGTH x 30



D9-2 24 x 24



D9-3 24 x 24



D9-3a 24 x 24



D9-4 24 x 30



D9-6 24 x 24



D9-7 24 x 24



D9-8 24 x 24



D9-9 24 x 24



D9-10 24 x 24



D9-12 24 x 24



D9-13 24 x 24



D9-14 24 x 24



I-5 24 x 24



I-6 24 x 24



I-7 24 x 24



I-8 24 x 24



I-11 30 x 48



I-12 24 x 24



I-5P 24 x 6



D9-2a 24 x 6



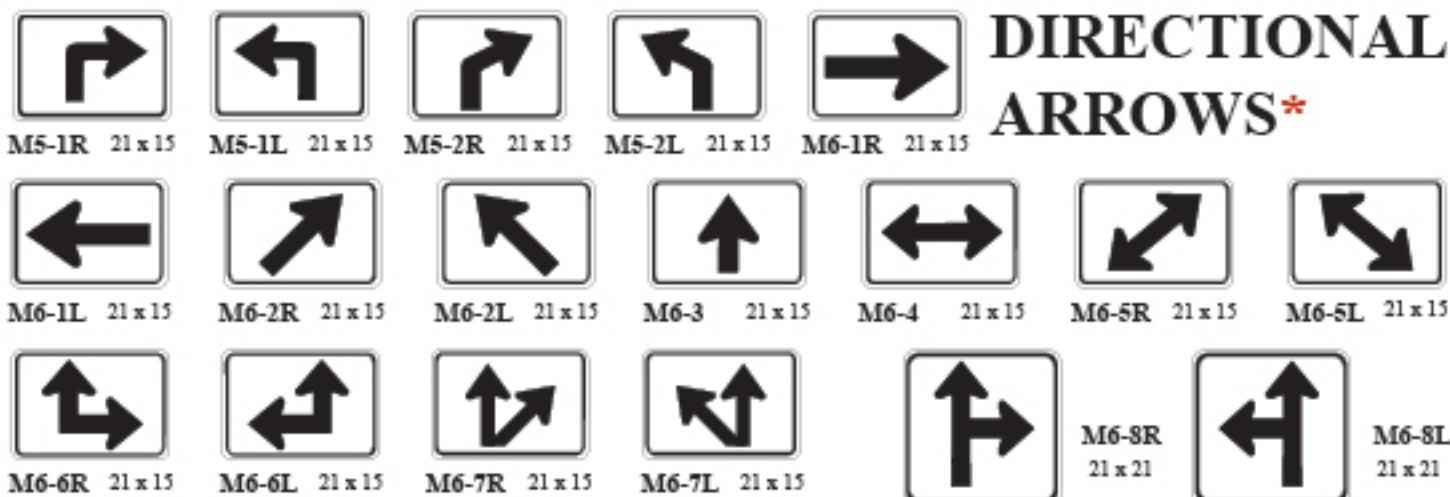
D9-4a 24 x 6



I-8P 24 x 6

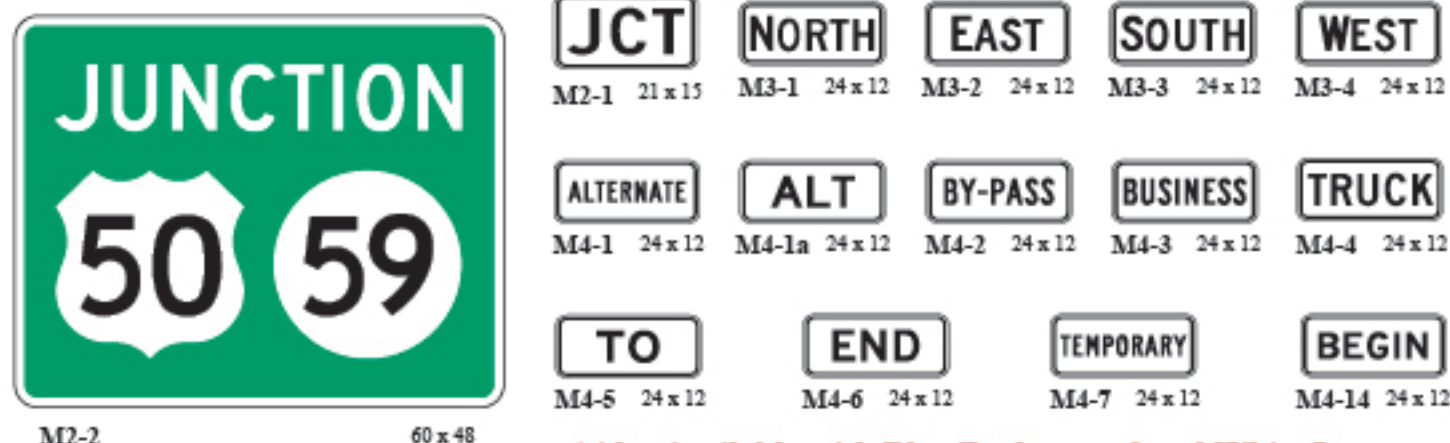


NS-83 24 x 6










**Also Available with Blue Background and White Arrows.*

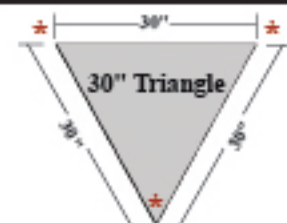
ROUTE MARKERS*



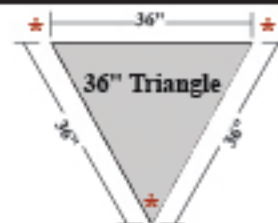
**Also Available with Blue Background and White Letters.*



RECTANGLES		Vertical	Horizontal	Square	DIAMOND/SQUARE		Diamond
Vertical	Horizontal						
	6 x 12	12 x 6			12 x 12		
Rectangle	8 x 24	12 x 9			18 x 18		
	9 x 12	18 x 12			24 x 24		
	12 x 18	21 x 15			30 x 30		
	12 x 24	24 x 10			36 x 36		
	12 x 30	24 x 12			48 x 48		
	12 x 36	24 x 18			OCTAGON		
	18 x 24	30 x 15			24 x 24		
	18 x 30	30 x 18			30 x 30		
	24 x 30	30 x 24			36 x 36		
	24 x 36	36 x 12			48 x 48		
	24 x 48	36 x 24			PENTAGON / CIRCLE		
	30 x 36	36 x 30			30 x 30		
	30 x 42	48 x 18			36 x 36		
	36 x 48	48 x 24			TRIANGLE		
		48 x 30			30 x 30 x 30		
		48 x 36			36 x 36 x 36		
		60 x 24			PENNANT		
		60 x 30			30 x 40 x 40 NPZ		
		60 x 36			36 x 48 x 48 NPZ		



* **Phantom Points** are the result of the aluminum blank being "cornered" then creating a radius corner.



ALUMINUM STREET NAME BLANKS

EXTRUDED ALUMINUM

EX-6

EX-9

6 x 18	9 x 18
6 x 24	9 x 24
6 x 30	9 x 30
6 x 36	9 x 36
6 x 42	9 x 42
6 x 48	9 x 48



SQUARE POST MOUNT .080" FLAT ALUMINUM

- Single Faced
- 4 Holes inset 1/2" from edges
- 1" Radius Corners
- Flat Blade Only



FLAT ALUMINUM .080"

FL-6

FL-9

6 x 18	9 x 18
6 x 24	9 x 24
6 x 30	9 x 30
6 x 36	9 x 36
6 x 42	9 x 42
6 x 48	9 x 48



Aluminum Street Name Blanks are available with or without reflective sheeting applied.



- 6" Tall Blade
- 4" Upper Case Letters
- 2" Prefix/Suffix

Style A

- 9" Tall Blade
- 6" Upper Case Letters
- 3" Prefix/Suffix



- 6" Tall Blade
- 4" Upper Case Letters

Style C

- 9" Tall Blade
- 6" Upper Case Letters



- 6" Tall Blade
- 4" Upper/Lower Case Letters

Style D

- 9" Tall Blade
- 6" Upper/Lower Case Letters



- "Embossed Look-A-Like"
- 6" Tall Blade with Border
- 4" Upper/Lower Case Letters
- 2" Prefix/Suffix

Style E

Flat Blades Only

- "Embossed Look-A-Like"
- 9" Tall Blade with Border
- 6" Upper/Lower Case Letters
- 3" Prefix/Suffix



- 6" Tall Blade with Border
- 4" Upper/Lower Case Letters
- 2" Prefix/Suffix

Style SQ

- **Single Faced**
- Edge Border

Flat Blades Only

- 4 Hole Punch
- 9" Tall Blade with Border
- 6" Upper/Lower Case Letters
- 3" Prefix/Suffix

Blade Height

- 6" Blade
- 9" Blade

Blade Style

- Flat .080" Aluminum
- Extruded

Sign Colors

- (Letters/Background)
- White/Green
 - White/Blue
 - White/Brown
 - Black/White

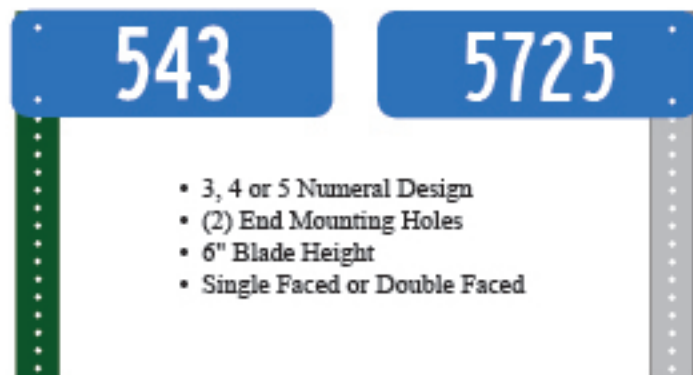
Reflective Sheeting

- 3M High Intensity
- Prismatic (HIP)

Letter Style

- A
- C
- D
- E
- SQ

Residential 911 Address Signs
Single Faced (SF) or Double Faced (DF)



- 3, 4 or 5 Numeral Design
- (2) End Mounting Holes
- 6" Blade Height
- Single Faced or Double Faced



CANTILEVER ARM BRACKETS



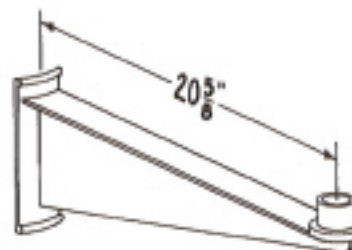
KC250

13 7/8" Arm Length
Utilizes 2 3/8" Caps
Die Cast Aluminum 1.75 lbs. Each



KC500

20 5/8" Arm Length
Utilizes 2 3/8" Caps
Die Cast Aluminum 5 lbs. Each



10-10L30 - 30" Length
- Plates 36" - 48" Length



10-10L24 - 24" Length
- Plates 24" - 36" Length



10-10S - 14 1/2" Length
- Plates 18" - 24" Length

*Compatible with Flat or Extruded Plates

WING BRACKETS - FLAT OR CURVED

- Flat Back
- Fits Sign Size 18" - 30"
- Includes 5/16" Set Screws



312 - 3.5" Blade Holder Length

- Curved Back
- Fits Sign Size 18" - 30"
- Includes 5/16" Set Screws



412 - 4.5" Blade Holder Length

2 3/8" ROUND POST MOUNTING BRACKETS



13-C Sign Brackets
(2/Package)
Includes Hardware
Mounts One Sign



28C-S Single Sign Brackets
(2/Package)
Mounts One Sign



28C-D Double Sign Brackets
(2/Package)
Mounts Two Signs Back to Back



ROUND POST CAP
2 3/8" O.D. Round Post Cap
5.5" Slot (See Next Page)
808FRC - Flat
808XRC - Extruded

SERIES 812

(12" BLADE HOLDER)



ROUND POST CAP
2 3/8" O.D. Round Post Cap
812FRC - Flat
812XRC - Extruded



90° CROSSPIECE
812F-90 - Flat
812X-90 - Extruded



U-CHANNEL POST CAP
(180° Pictured Above)
812UCF-180 - Flat 180°
812UCX-180 - Extruded 180°
812UCF-90 - Flat 90°
812UCX-90 - Extruded 90°



SQUARE POST CAP
1 3/4" Square Posts
134SQF12 - Flat
134SQX12 - Extruded
2" Square Posts
2SQF12 - Flat
2SQX12 - Extruded

SERIES 808

(5 1/2" BLADE HOLDER)



ROUND POST CAP
2 3/8" O.D. Round Post Cap
808FRC - Flat
808XRC - Extruded



90° CROSSPIECE
808F-90 - Flat
808X-90 - Extruded



U-CHANNEL POST CAP
(Bolts Perpendicular to Blade)
808UCF-180 - Flat 180°
808UCX-180 - Extruded 180°



U-CHANNEL POST CAP
(Bolts Parallel to Blade)
808UCF-90 - Flat 90°
808UCX-90 - Extruded 90°


SERIES 850
SQUARE POST BRACKET
(5 1/2" BLADE HOLDER)

(Specify 1 3/4" or 2" Square Post)

Flat or Extruded Blade



Adjustable
Crosspiece



Part Number	Design
850-134F	Flat Blade, 1 3/4" Square Posts
850-134X	Extruded Blade, 1 3/4" Square Posts

850-200F	Flat Blade, 2" Square Posts
850-200X	Extruded Blade, 2" Square Posts

808F-90	Flat Blade, 90° Crosspiece
808X-90	Extruded Blade, 90° Crosspiece


5/16" Set Screw



Part No. SS-516
100/carton

Part No.
457F - Flat
457X - Extruded
(5 1/2" BLADE HOLDER)

Band-It® Totes	
Part No.	Width Inches
C204B9	1/2"
C205G9	5/8"
C206R9	3/4"
100 Ft Roll	



The world-famous 201 stainless steel band is available in handy, waterproof plastic packaging. (Totes)


Ear-Lokt Buckle
Stainless Steel

100/carton



C254	1/2"
C255	5/8"
C256	3/4"

Flared Leg Brack-It 1 Bolt



These sign mounting BRACK-ITS provide a solid, permanent anchor to which signs may be fastened.

50/carton

D021	Stainless Steel with SS Bolt and Washer
D022	Stainless Steel, No Bolt or Washer



Band-It® Band

Part No.	Width Inches
C204	1/2"
C205	5/8"
C206	3/4"
100 Ft Roll	

HARDWARE

3/8" Drive Rivet with Washer



Part No. TL3806
100/carton

PVC Spacer



Part No. PVCSP150
1/2"x 1 1/2" PVC Spacer
Part No. PVCSP175
1/2"x 1 3/4" PVC Spacer

3/8" Nylon Washer



Part No. NW38
100/carton



Aluminum Rivets
2 Piece Design 100/carton
Part No. 26 Grip Range 1 3/8" to 1 5/8"
Part No. 30 Grip Range 1 5/8" to 1 7/8"
Part No. 34 Grip Range 1 7/8" to 2 1/8"



Part No. TN-31
5/16" Security Nut
100/carton




Part No. VNA-31
5/16" Break-A-Way Nut
Aluminum 100/carton

CB-25
100/carton

5/16" x 2 1/2" Carriage Bolt


HHB-25
100/carton

5/16" x 2 1/2" Hex Head Bolt



Part No. HN-516
5/16" Hex Nut
100/carton

U-CHANNEL POSTS



RIB-BAK®


**GREEN
POWDER-SHELL™**

Green U-Channel Posts

Part No.	Length	Weight/Foot
GR60-2	6 ft	2 lbs
GR80-2	8 ft	2 lbs
GR10-2	10 ft	2 lbs
GR12-2	12 ft	2 lbs
GR10-3	10 ft	3 lbs
GR12-3	12 ft	3 lbs

Galvanized U-Channel Posts Hot-dipped galvanized (ASTM A123)

Part No.	Length	Weight/Foot
Z80-2	8 ft	2 lbs
Z10-2	10 ft	2 lbs
Z12-2	12 ft	2 lbs
Z12-3	12 ft	3 lbs



Green Delineator Posts

Part No.	Length	Weight/Foot
DP-6	6 ft	1.12 lbs
DP-7	7 ft	1.12 lbs
DP-8	8 ft	1.12 lbs

Galvanized Delineator Posts

Part No.	Length	Weight/Foot
ZP-6	6 ft	1.12 lbs
ZP-7	7 ft	1.12 lbs
ZP-8	8 ft	1.12 lbs

Specify Powder Coating

All RIB-BAK® U-Channel posts are protected with Nucor's exclusive Powder-Shell™ powder coating - superior to paint in coverage, durability, consistency and rust resistance.

LAP-SPLICE™



The LAP-SPLICE system securely nests RIB-BAK® U-Channel posts together, forming a union as strong as the posts themselves.

LAP-SPLICE

The most popular 360° breakaway U-Channel system.



The economy of the LAP-SPLICE system is by design. Two special bolts and a bar spacer (with threaded holes) are needed to join the top post to the base post. Grade 8 Hardware Included.



Splice Bar Assembly

Part No.	Post Weight	Bar Color	Bar Size
SBA-2	2 lb and 2.5 lb	Silver	3/8" x 3/4" x 5"
SBA-4	3 lb and 4 lb	Gold	1/2" x 3/4" x 5"

JACKJAW POST EXTRACTOR



U-Channel Post Model # JJ0500

KLEEN BREAK MODEL 425 SQUARE SIGN POST COUPLER



SURFACE MOUNT

XKBSM42520-G

Kleen Break Assembly
for 1 3/4" or 2" square post.
13 lbs. per Assembly

The "Kleen Break" system is available with Surface Mount or Concrete/Ground Installation Mount. The "Kleen Break" system provides for flush mounting so that after an impact, the bottom portion will remain flush with the surface. When properly installed, the "Kleen Break" assembly supports the sign and post at 100% of the strength of the post for windloading, yet breaks away per NCHRP 350 criteria when impacted.

- Accepts 1 3/4" and 2" square posts
- Replacement parts available
- All components are reusable with the exception of the shear bolt, which must be replaced after each impact



CONCRETE INSTALL

XKB42520-G

Kleen Break Assembly
for 1 3/4" or 2" square post.
8" long anchor. Concrete installation.
12.63 lbs. per Assembly

SHEAR BOLT

SBH5840-Z

5/8" - 11 x 4" Model 425
Hardware Included



SQUARE POST ANCHOR SPADE

12SP14 (14 ga steel)

12" Long Side
6" Short Side
(2) 3/8" Holes



"Bolt On Design"

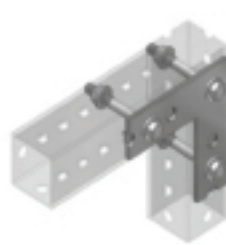
CONNECTOR BRACKETS

STRAIGHT ALIGN-FITTING



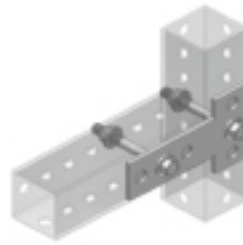
TL018

L-FITTING



TL016

T-FITTING



TL015

90 DEGREE FITTING




TL020

SQUARE POSTS

800-255-4369

Part No. SB238RP
2-3/8" Round Post Base



Part No. SB200SQ
2" Square Post Base



1 3/4" Uprights

Part No.	Size	Gauge
SQ175-08-14	1 3/4"x 1 3/4"x 8 ft	14 gauge
SQ175-10-14	1 3/4"x 1 3/4"x 10 ft	14 gauge
SQ175-12-14	1 3/4"x 1 3/4"x 12 ft	14 gauge
SQ175-14-14	1 3/4"x 1 3/4"x 14 ft	14 gauge

2" Uprights

SQ220-08-14	2"x 2"x 8 ft	14 gauge
SQ220-10-14	2"x 2"x 10 ft	14 gauge
SQ220-12-14	2"x 2"x 12 ft	14 gauge
SQ220-14-14	2"x 2"x 14 ft	14 gauge

2" x 2" Anchors

Part No.	Size	Gauge
SQ220-3-12	2"x 2"x 3 ft	12 gauge
SQ220-4-12	2"x 2"x 4 ft	12 gauge

2 1/4" x 2 1/4" Anchors

SQ225-3-12	2 1/4"x 2 1/4"x 3 ft	12 gauge
SQ225-4-12	2 1/4"x 2 1/4"x 4 ft	12 gauge

Sleeves

Part No.	Size	Gauge
SQ225-1.5-12	2 1/4"x 2 1/4"x 18"	12 gauge
SQ250-1.5-12	2 1/2"x 2 1/2"x 18"	12 gauge

FLANGE NUT



Part No. FG-516
5/16" Flange Nut
Serrated Edge for
Better Grip - 100/carton

5/16" CORNER BOLTS



100/carton (Nuts Sold Separately)
CB516SE **Small** Bolt through 2" Square Posts
CB516ME **Medium** Bolt through 2 1/2" Square Posts
CB516LE **Large** Bolt through 3" Square Posts

SQUARE POST DRIVE CAP



Part No.
DC175200M - 2" Post
DC200225M - 2 1/4" Post

Round Posts - Galvanized



Part No.	Length
RD6-10	10 ft
RD6-12	12 ft

Outside Diameter: 2 3/8"

JACKJAW POST EXTRACTOR



Square Post Model # JJ0504
Round Post Model # JJ0505

Printed Vinyl Marking Flags

- Size: 4"x5"
- 30" Steel Wire Staff
- Size makes it easy to identify
- Fade resistant colors
- Larger flag size; Longer staff!



Printed - Standard Legend	
Part Number	Legend
P450W-BLUE	WATER
P450W-GREEN	SEWER
P450W-RED	ELECTRIC
P450W-YELLOW	GAS
P450W-PINK	SURVEY
P450W-PURPLE	NON POTABLE WATER
P450W-ORANGE	CATV

PRINTED CUSTOM MARKING FLAGS

- Setup charges apply; Min. of 1000 Flags per order
- Legend: One ink color, One flag color

Plain Colors - No Legend



APWA COLOR CODES

- Red.....Electric
- Yellow.....Gas, Oil, Steam
- Green.....Sewer
- Orange.....Communication
- Blue.....Water
- Pink.....Survey
- White.....Proposed Excavation
- Purple.....Non Potable Water

Warning Flags

18" and 24" mesh and solid vinyl flags. Blaze orange color. 3/4" round wood staff. Mesh flags have cloth binding.



ORANGE FLAGS
12/Bundle

Flag Number	Flag Size	Material	Staff
1024-18	18"	Vinyl	24" Wood
1036-24	24"	Vinyl	36" Wood
1024-18M	18"	Mesh	24" Wood
1036-24M	24"	Mesh	36" Wood
1010-18M	18"	Mesh	No Staff
2010-18CW	18"	Cloth	Wire Loop



DSFH3010
Triple Flag Holder Bracket
Zinc Plated

FIBERGLASS MARKER POST

Specify: Single Face (SF), Double Face (DF) or "No" (BARE) Decals when ordering posts.

Part No.	Post Color	Length	Quantity
FT-62-00	White	62"	20/Box
FT-62-02	Yellow	62"	20/Box
FT-66-00	White	66"	20/Box
FT-66-02	Yellow	66"	20/Box
FT-72-00	White	72"	20/Box
FT-72-02	Yellow	72"	20/Box
FT-78-00	White	78"	20/Box
FT-78-02	Yellow	78"	20/Box
FT-84-00	White	84"	20/Box
FT-84-02	Yellow	84"	20/Box

Illustrated with
3" x 12" Decals
3M HIP Yellow
on White Post



Illustrated with
3" x 12" Decals
3M HIP Yellow
on Yellow Post



One Color Decals White (W) or Yellow (Y)

High Intensity Prismatic (HIP)	3" x 12"	3" x 24"
-----------------------------------	----------	----------

Marker Post Width

Illustrated with
3" x 24"
OM3-3L Decals
Black Print
3M HIP Yellow



Illustrated with
3" x 24"
OM3-3R Decals
Black Print
3M HIP Yellow

**PRINTED OBJECT MARKER - BLACK & YELLOW STRIPES
3M HIGH INTENSITY PRISMATIC SHEETING**

- Identify culverts, bridges and washout areas
- Long term, outdoor durability
- Thicker middle cross sectional design
- Reinforcing support ribs to provide sheeting protection and structural rigidity
- Pointed bottom end for ease of ground penetration

Standard Post
Driver



GMD400

Pilot Hole
Driver




PHD100

The marker posts are fiberglass reinforced composite. The I-Beam design with a thicker middle section allows for easier installation into hard soil surfaces. The recessed area is ideal for decal application on both sides. Decals are optional and can be applied before shipping.


**Apply decals in your shop
with 3M sheeting!**

3930 HIP White 3" x 50 yd
3931 HIP Yellow 3" x 50 yd



REFLECTIVE SHEETING

HIGH INTENSITY PRISMATIC SHEETING (HIP)




Meets all requirements for ASTM Type IV specifications.

High Intensity Prismatic	Roll Sizes	Roll Colors
Series 3930	3" x 50 yds 6" x 50 yds 9" x 50 yds 12" x 50 yds 18" x 50 yds 24" x 50 yds 30" x 50 yds 36" x 50 yds 48" x 50 yds	White (3930) Yellow (3931) Red (3932) Blue (3935) Green (3937) Orange (3934) Not Available in All Sizes

DIAMOND GRADE™ SHEETING 3M

Meets all requirements for ASTM Type XI specifications. *



Diamond Grade™ Sheeting	Roll Sizes	Roll Colors
DG ³ Series 4000 *	12" x 50 yds 18" x 50 yds 24" x 50 yds 30" x 50 yds 36" x 50 yds 48" x 50 yds	White (4090) Yellow (4091) Red (4092) Blue (4095) Green (4097)
DG ³ Fluorescent Colors *	12" x 50 yds 18" x 50 yds 24" x 50 yds 30" x 50 yds 36" x 50 yds 48" x 50 yds	Fluorescent Yellow (4081) (Warning) Fluorescent Yellow/Green (4083) (School) Fluorescent Orange (4084)
DG VIP Series 3990	3" x 50 yds 6" x 50 yds 9" x 50 yds 12" x 50 yds 18" x 50 yds 24" x 50 yds 30" x 50 yds 36" x 50 yds 48" x 50 yds	White (3990) Yellow (3991) Red (3992) Blue (3995) Green (3997)
DG-WZ (FLO) Series 3924S	24" x 50 yds 30" x 50 yds 36" x 50 yds 48" x 50 yds	Fluorescent Orange (3924S) (Work Zone)

ENGINEER GRADE PRISMATIC SHEETING (EGP) 3M

Meets all requirements for ASTM Type I specifications.



Engineer Grade Sheeting	Roll Sizes	Roll Colors
Prismatic (EGP) 3430	18" x 50 yds 24" x 50 yds 30" x 50 yds 36" x 50 yds 48" x 50 yds	White (3430) Yellow (3431) Red (3432) Blue (3435) Green (3437)

ELECTROCUT FILM (E.C. Film) 3M



ElectroCut Film	Roll Sizes	Roll Colors
Series 1170	18" x 50 yds 24" x 50 yds 30" x 50 yds 36" x 50 yds 48" x 50 yds	Yellow (1171) Red (1172) Orange (1174) Blue (1175) Green (1177) Black (1178) Brown (1179)

Series 1170 is a durable, transparent acrylic color film allowing traffic signs to be made on a computer plotter while maintaining the sheeting warranty.

SERIES 1160 OVERLAY FILM



The protective overlay film is a barrier to staining by many graffiti agents, including spray paint, permanent markers, lipstick, etc.

Roll Sizes
24" x 50 yds 30" x 50 yds 36" x 50 yds 48" x 50 yds

TRANSFER TAPE (TPM-5)

Used to transfer pre-positioned legends and copy. After copy has been "weeded" to leave legend, apply tape and move to the location needed.

Roll Sizes
4" x 100 yds 6" x 100 yds 9" x 100 yds 12" x 100 yds 18" x 100 yds 24" x 100 yds 30" x 100 yds 36" x 100 yds

3M Flexible High Intensity Prismatic Reflective Barricade Sheeting

Series 3334/3336 Prestriped Orange and White

Flexible Prismatic Sheeting Series 3300 consists of impact resistant prismatic lens reflective sheeting precoated with pressure sensitive adhesive. Withstands the rigors of work zone environments, such as impacts, scratching, gouging as well as rough handling during transport and storage.



Part Number	Roll Width x 50 yds.	Stripe Width	Slant of Stripe
3334L	6", 7 3/4" or 11 3/4"	4"	Left
3334R	6", 7 3/4" or 11 3/4"	4"	Right
3336L	6", 7 3/4" or 11 3/4"	6"	Left
3336R	6", 7 3/4" or 11 3/4"	6"	Right



3M Flexible High Intensity Prismatic Reflective Barricade Sheeting

Series 3326 Prestriped RED & WHITE

Exceeds ASTM D4956 Spec Type III and IV.

Part Number	Roll Width x 50 yds.	Stripe Width	Slant of Stripe
3326L	7 3/4" or 11 3/4"	6"	Left
3326R	7 3/4" or 11 3/4"	6"	Right



3M Diamond Grade™ DG³ Barricade Sheeting

Series 444/446 Prestriped Orange & White

A super high efficiency full cube retroreflective sheeting, prestriped for use on work zone traffic control barricades with wide-angularity and pressure sensitive adhesive. Exceeds ASTM D4956 Type XI Specification.

Part Number	Roll Width x 50 yds.	Stripe Width	Slant of Stripe
444L	6", 7 3/4" or 11 3/4"	4"	Left
444R	6", 7 3/4" or 11 3/4"	4"	Right
446L	6", 7 3/4" or 11 3/4"	6"	Left
446R	6", 7 3/4" or 11 3/4"	6"	Right

Right striped barricades are placed on the right side of the road and are designed to move traffic to the left of the barricade. Left striped barricades are placed on the left side of the road and are designed to move traffic to the right of the barricade.

POLY SAND BAGS



Part No. BSB-O
(Orange) 100/Bdle

- Size: 14" x 26"
- Draw Cord Tie



PAVEMENT STRIPING TAPE

FOL-300 Wet Reflective Pavement Tape

4" x 50yds / Roll	4" x 100 yds / Roll
3101 - 4" White	3102 - 4" White
3130 - 4" Yellow	3131 - 4" Yellow

FOL-200 Construction Grade Reflective

4" x 50yds / Roll	4" x 100 yds / Roll
3001 - 4" White	3002 - 4" White
3030 - 4" Yellow	3034 - 4" Yellow

High Index Glass Beads * Temporary Use. Offers great durability and reflectivity. Weather resistant.



TYPE A/C
Model: ES002

TYPE D
Model: ES360

TYPE B
Model: ESB

TYPE ESB-DB



Secure Base to square posts and u-channel posts.

Lens Options:
A - Amber
R - Red

TYPE A/C (Two-Sided Visibility)

MODEL	ES002 - Solar Type A/C with 1.75" D Bolt
--------------	--

TYPE B (One-Sided Visibility)

MODEL	ESB - Solar Type B with 1.75" D Bolt
--------------	--------------------------------------

TYPE D (360° Visibility)

MODEL	ES360 - Solar Type D with 1.75" D Bolt
--------------	--

TYPE A/C Solar Lights are solar powered with one built in 18650 LFP Lithium Battery.

TYPE B Solar Lights are solar powered with (6) six 18560 LFP Lithium Batteries

TYPE D

360° Visibility



Lens Options:
A - Amber
R - Red



#BV-6HD



Barricade Flasher Batteries

- 6 Volt
- 12 Batteries/Carton

#670-LED BARRICADE FLASHER #670-INCANDESCENT

- 6 Volt
- Photocell
- Three way switch: Flash, Steady On, Off
- Standard Hardware Included
- 10 Flashers/Carton



Engineered for Professional Use

D-CELL LED FLASHERS

- LED Light Source
- 3 Volt Photocell Circuit
- D-Cell Battery (not included)
- 7" Polycarbonate Lens
- Three way switch: Flash, Steady On, Off
- 10 Flashers/Carton
- Standard Hardware Included



Part No. AC4D

(Operates on 4 D-Cell Batteries)

A - Amber Lens R - Red Lens

Part No.
ST-24-2
24" x 8"
TYPE II

- High Intensity Sheeting
- STEEL Legs
- Plastic Panels
- 4 per Bundle
- 30 per Pallet



Part No.
PB-24-2
24" x 8"
TYPE II

- High Intensity Sheeting
- PLASTIC Legs
- Plastic Panels
- 4 per Bundle
- 30 per Pallet



A-FRAME UNIT



- Plastic A-Frame Legs, 40" in Height
- Slots are Designed to Accept 2" x 8" Planks
- High Intensity Sheeting

Part No.	A-Frame Unit
4DF-HI	4 Foot Plank, Double Faced
8DF-HI	8 Foot Plank, Double Faced

TYPE II

- 1/2" Exterior Plywood Panels, Painted White
- Steel Legs, White Powder-Coated
- High Intensity Sheeting
- 4 per Bundle
- 30 per Pallet



Part No.	Panel Dimensions
RB2-24	24" x 8"
RB2-36	36" x 8"

TYPE II "THE WORK HORSE"

- All plastic and maintenance free, never rusts, needs painting, or leg straightening
- Features molded handles with mounting holes for attaching flashing lights
- "Click lock" hinges for a positive interlock in the open position
- NCHRP-350 Accepted, Meets MUTCD Standards
- Colors Available: White, Yellow and Orange
- Minimum 2 per order

Dimensions:
25" x 45"
16 lbs.

High Intensity Sheeting

Part No.	Panel Dimensions
100-T12B8HIP	24" x 12" (Top) / 24" x 8" (Bottom)
100-T8B8HIP	24" x 8" (Top) / 24" x 8" (Bottom)



One-piece design sets up and tears down in seconds.

High Intensity Prismatic Sheeting Applied to all Centerboards

DOUBLE SIDED UNIT

- #LG3-4DFHI 4 FT Unit/Complete with 3 double sided centerboards and hardware
- #LG3-6DFHI 6 FT Unit/Complete with 3 double sided centerboards and hardware
- #LG3-8DFHI 8 FT Unit/Complete with 3 double sided centerboards and hardware

SINGLE SIDED UNIT

Indicate *Right* or *Left* when ordering

- #LG3-4SFHI 4 FT Unit/Complete with 3 single sided centerboards and hardware
- #LG3-6SFHI 6 FT Unit/Complete with 3 single sided centerboards and hardware
- #LG3-8SFHI 8 FT Unit/Complete with 3 single sided centerboards and hardware



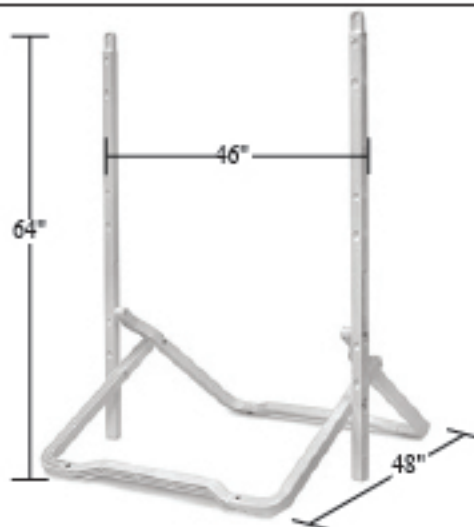
- **Some assembly required.**

LaneGard³[™]

FOLDING TYPE III BARRICADE



T3-LX5 FRAME ONLY



Measures less than 3" thick when folded for transport or storage.



Option A:
Polymer Uprights
with Telespar® feet


(Option A)

3308DF	Double Faced Unit
3308SF-R	Single Faced Unit Right Slant
3308SF-L	Single Faced Unit Left Slant

X-Tube Polymer Heavy Duty Uprights

Complete Unit consists of

- (3) 8 ft x 1" x 8" panels with High Intensity Sheeting applied to one side or both sides
- (2) Steel Square Feet w/ Riser Stub
- (2) UPRIGHTS: Square Steel or X-Tube Polymer Heavy Duty Uprights
- (1) Hardware Kit



Option B:
Telespar® Uprights
with Telespar® feet

(Option B)

3508DF	Double Faced Unit
3508SF-R	Single Faced Unit Right Slant
3508SF-L	Single Faced Unit Left Slant

Steel Uprights

"The Volcano" #8660-RB

14" x 30.25" x 1.875" 43.25 lbs.



Optional Rubber Base

Type III Barricade Components

Orange and White Replacement Panels

BP-8HI-DF	8ft x 1" x 8" High Intensity	Double Faced	Orange/White R/L
BP-8HI-SF-R	8ft x 1" x 8" High Intensity	Single Faced	Orange/White Right Slant
BP-8HI-SF-L	8ft x 1" x 8" High Intensity	Single Faced	Orange/White Left Slant

Optional: Red and White Panels

#P308-DF-RW-HIP	8ft x 1" x 8" High Intensity	Double Faced	Red/White R/L
#P308-SF-RW-R	8ft x 1" x 8" High Intensity	Single Faced	Red/White Right Slant
#P308-SF-RW-L	8ft x 1" x 8" High Intensity	Single Faced	Red/White Left Slant

Upright:

#7821-5	X-Tube Polymer Heavy Duty Uprights	1.75" x 1.75" x 64"
#8609	Square Steel Upright, 14 Ga.	1.75" x 1.75" x 60"

Feet:

#8602	Square Steel	2" x 2" x 60" w/Welded Riser Stub
#8660-RB	"The Volcano"	14" x 30.25" x 1.875"

Hardware Kit:

#8168	Hardware Kit for X-Tube Polymer Heavy Duty Uprights
#8169	Hardware Kit for Square Steel Uprights

"X-Tube"



Heavy Duty

"End Of Road" Chevrons: #P308-HI-RWC 96" x 8" Aluminum

3M High Intensity Sheeting Single Faced Color: Red/White

1" Radius Corners

No Holes



STANDARD HORIZONTAL 12 3/4" Wide x 10 1/2" Tall



WETC



WKAB




CAUT



FOIL



WP50



DET3



MENW



NP60

Snap-On Signs
For Traffic Cones, Barrels, and Delineators
 These directional reinforcement devices give supplemental warnings and directions creating SAFER TRAFFIC CONTROL in the work zone.

EASY SNAP-ON SIGN

CONES

BARRELS

FITS LIKE A PAPER CLIP

DELINEATORS

To insert into barrel, cut a 2 1/2" slit here.



OPTR



2WKH



NOTT



SLOW



A100



AU15



AE10



FLOD



SNRT



SNLT



SNP6



DNE3



SCHZ-Y



TOWZ



STOP

(Reflective Only)



STCL



RDCL



SWCL



KEPR



KEPL

LARGER VERTICAL 12" Wide x 13 1/4" Tall



V-CHEL / V-CHEP
(LEFT) (RIGHT)



V-SLOW



V-MENW



V-2WKH



V-CAUT



V-OPTR

Radiates
Vibrant
Orange



28PVRC-BLK
Standard 28" Cone with 6"
and 4" Reflective Collars
Black Base

ZONECONE

For Work Zone Safety

High-Visibility Traffic Cones

Features

- Superior fluorescent pigment
- Recessed interior bands
- Wide base design
- Anti-fade, fluorescent orange color
- Meets NCHRP350 requirements


Injection
Molded



28PVRC
Standard 28" Cone with 6"
and 4" Reflective Collars
Orange Base

Black Base ZoneCone			
Part No.	Size	Weight	Per Carton
18PVRC-BLK	18"	3 lb ea	20
28PVRC-BLK	28"	7 lb ea	10
36PVRC-BLK	36"	10 lb ea	6

- Cone-Bar : CB6YB** • Extends to 6 feet
- Cone-Bar : CB10YB** • Extends to 10 feet



Orange Base ZoneCone			
Part No.	Size	Weight	Per Carton
18PVRC	18"	3 lb ea	20
28PVRC	28"	7 lb ea	10
36PVRC	36"	10 lb ea	6


LIME CONE #36PVRC-LIME

10 lb ea
36"



6" and 4"
Reflective
Collars
6 Per Carton





NiteLite II Reflective Fence


Part No: NLZ450R3W

- Nite Lite II plastic reflective safety fence creates a continuous, visual delineation for work zones and other hazards
- 3 Hi-Intensity reflective strips warn drivers and pedestrians of work zones, hazards or fixed objects
- Clearly visible at night
- Standard roll measures 4ft high x 50ft long; Weight 35 lbs.

Daytime Orange



Nighttime Reflective




Barricade Fence - Diamond Mesh

Part No: 2204-C

BARRICADE FENCE is available with bright yellow CAUTION Tape! This orange barrier fence combines a diamond mesh fence with three strips of laminated CAUTION Tape.

- Provides a secure and highly visible enclosure
- Smooth edges top and bottom
- Safety fence and caution tape in one
- Enhanced visibility - two color brightness



Snow Fence

Part No. 3704

- Roll Size: 4ft x 100ft
- Roll Weight: 40 lbs

Barrier Tape

Used for setting off areas under construction, dangerous areas and potential hazardous areas.

Roll Size 1,000 feet x 3" width



- Brightly Colored
- Black Legend in 2" Bold Letters
- Full Carton (8/Carton)

71-1001

Caution, Caution, Caution



C-42 Channelizer with 4 each x4" HI Shooting and a CB-30 Base



C-42 Channelizer with 2 each x6" HI Shooting and a CB-16 Base

Features:

- Maximum Visibility
- Five-Tier Design
- Multi-Purpose Handle
- Efficient Stacking
- Easy Transport
- Secure Base
- Fracture-Resistant Handle
- Locking Base
- Mounting holes for Lights, Signs or Vertical Panels



Channelizer Specifications

Model Number:	C-42
Material:	Linear Low-Density Polyethylene
Color:	UV Stabilized Highway Orange
Height:	42"
Weight:	3.0 lbs. (Approximately)

Re-routing traffic has never been safer! The trim-line design provides compact delineation, which is ideal for detours and construction projects. Traffic channelizers are highly visible with various reflective configurations. A tapered, fracture-resistant handle provides for added strength and easy pickup.

42" CHANNELIZER w/16 LB RUBBER BASE	
Part No.	Description
C42-2682-16	Channelizer w/2ea 6" High Intensity White Bands
C42-2681-16	Channelizer w/4ea 4" High Intensity Orange/White/Orange/White Bands
C42-2712-16	2ea 6" Diamond Grade Orange Bands, 2ea 6" High Intensity White Bands

42" CHANNELIZER w/30 LB RUBBER BASE	
Part No.	Description
C42-2682-30	Channelizer w/2ea 6" High Intensity White Bands
C42-2681-30	Channelizer w/4ea 4" High Intensity Orange/White/Orange/White Bands
C42-2712-30	2ea 6" Diamond Grade Orange Bands, 2ea 6" High Intensity White Bands



16 lb. Rubber Base CB-16



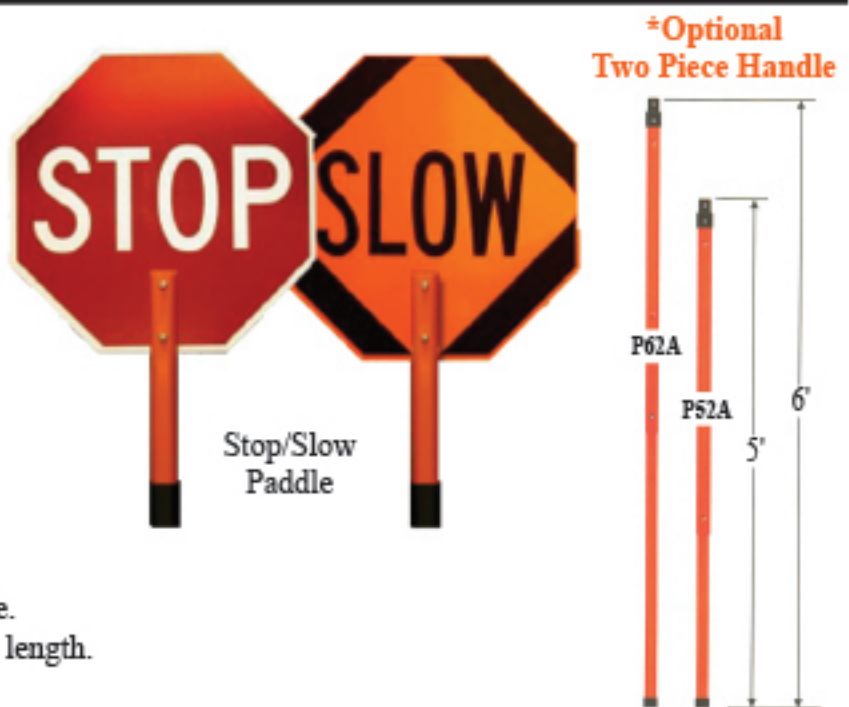
30 lb. Rubber Base CB-30

BASES ONLY					
Part No.	Model No.	Weight	Height	Dimension	Hole
2673	CB-16	16 lbs.	2.4"	17.75" Hex	7.625"
2674	CB-30	30 lbs.	2.4"	16" x 26"	7.625"

STOP/SLOW PADDLES

Aluminum STOP / SLOW Paddle		
Part Number	Octagon Size	Reflective Sign Face Material
A18EGA	18"	Engineer Grade
A24EGA	24"	Engineer Grade
A18HIA	18"	High Intensity
A24HIA	24"	High Intensity

Plastic STOP / SLOW Paddle		
Part Number	Octagon Size	Reflective Sign Face Material
P18EGA	18"	Engineer Grade



- All paddles include a 12" ABS orange handle.
- Optional two piece handles to extend handle length.

Roll-Up Paddles

Full size paddles in a compact, lightweight and easy to store design. Available in 18" or 24"
Kits include double sided roll-up sign face, handle sections and storage bag.

Model Number	Octagon Size	Sign Material	Snap Together Handles
SB183A	18"	Reflective Superbright™	3 Piece 6 Ft Overall
SB243A	24"	Reflective Superbright™	3 Piece 6 Ft Overall
SB183A6	18"	Reflective Superbright™	3 Piece 7 Ft Overall
SB243A6	24"	Reflective Superbright™	3 Piece 7 Ft Overall



* Handles snap together

Telescoping Orange Staff and Protective Storage Bag (Telescopes to 6 foot or 7 foot)		
Model Number	Octagon Size	Sign Material
NR183AT	18"	Non-Reflective Vinyl
NR243AT	24"	Non-Reflective Vinyl
SB183AT	18"	Reflective Superbright™
SB243AT	24"	Reflective Superbright™



Compact and Lightweight

All SafeZone Series Sign Stands come with our patented Auto-Latch bracket

- 3 Height adjustments on legs for use on uneven terrain
- Pull Pin and Kick Release for fast setup by hand or foot
- Orange powder coated legs
- Crash design breakaway base
- Skid resistant rubber feet
- Compact and lightweight

Flag Bracket
Included




Sturdy Dual
Springs

Non-skid
rubber feet

SZ-412-2S
47 lbs

SafeZone



DSB100



Auto-Latch Bracket

Single Spring

Telescopic Legs

SZ-412-S
23 lbs



T115 Tripod Stand

- Telescoping Mast
- 3 Flag Holder (Not Included)
- Displays 36" or 48" rigid signs
- Ballast Hook on Back Leg

Optional Bracket to use Roll-up Signs
Part # RUB100



- Powder coated, rugged square tubular steel construction



T55 Tripod Stand

The T55 tripod is an all-purpose three legged economy sign stand designed to hold 36" or 48" roll-up and rigid signs. Powder coated steel construction and ease of use makes the T55 a smart choice for low to medium wind conditions.

DSB100 Stacker™ Stand

The DSB100 Stacker™ sign stand displays both 36" and 48" roll-up signs. Made of rubber from recycled tires.

42 lbs



DSB100 stand with
roll-up sign using
"Auto-Latch Bracket"
(Sign Not Included)

- Meets MUTCD specifications, NCHRP-350 compliant
- Low profile rubber base design is ideal for limited storage or display areas
- Two molded handles allows for easy transport
- Sign Stand Dimensions: 28"x 20"x 3"

Legends in **bold red** are typically used for emergency traffic control situations. Sign legends may be printed on any reflective or non-reflective material and custom legends are available for an additional temporary screen fee.

*** ACCIDENT AHEAD**

ACCIDENT AHEAD RIGHT LANE
ACCIDENT DETOUR AHEAD
ARROW LEFT 45°
ARROW RIGHT 45°

*** BE PREPARED TO STOP**

BEGIN MOWING ZONE
BLASTING ZONE TURN OFF 2-WAY RADIO
BRIDGE INSPECTION CREW
BUMP
BUMP AHEAD

*** CAUTION HIGH WATER**

CAUTION LOG TRUCKS
CAUTION MOTOR GRADER WORKING AHEAD
CAUTION PEDESTRIAN CROSSING SYMBOL
CAUTION SMOKE OR FOG AHEAD
COMMAND POST

*** DETOUR AHEAD**

DP

*** EMERGENCY SCENE AHEAD**

EMERGENCY TRUCK REPAIR AHEAD
END MOWING ZONE
END ROAD WORK
END UTILITY WORK
EQUIPMENT IN RIGHT LANE
EXIT (WITH 45° UP RIGHT ARROW)
EXIT CLOSED

*** FIRE ACTIVITY AHEAD**

FIRE TRAINING AHEAD

FIRE TRAINING CENTER
FLAGGER AHEAD
FLAGGER SYMBOL
FLAGMAN AHEAD
FRESH OIL
FRESH OIL LOOSE GRAVEL
FRESH TAR

*** GIVE US A BRAKE SLOW DOWN**

GUARDRAIL DAMAGE AHEAD

*** HEAVY EQUIPMENT CROSSING**

HIGH WATER

*** INCIDENT AHEAD**

*** LANE CLOSED AHEAD**

LANE SHIFT LEFT ARROW (SYMBOL)
LANE SHIFT RIGHT ARROW (SYMBOL)
LEFT LANE CLOSED
LEFT LANE CLOSED AHEAD
LITTER CREW AHEAD
LITTER PICK-UP AHEAD
LOG TRUCKS ENTERING HIGHWAY
LOW SHOULDER

*** MEN WORKING**

MEN WORKING AHEAD
MERGE AHEAD
MERGE LEFT
MERGE RIGHT
MERGE WITH LEFT ARROW
MERGE WITH RIGHT ARROW
MOWERS AHEAD
MOWING AHEAD
MOWING OPERATIONS AHEAD
MOWING ZONE

*** NO CENTER STRIPE**

NO PHONE ZONE
NO RIGHT TURN

*** ONE LANE ROAD AHEAD**

ONE LANE AHEAD

*** POTHOLE REPAIR AHEAD**

PRESCRIBED BURN AHEAD
PRESCRIBED BURN AHEAD DO NOT REPORT

*** RAMP WORK AHEAD**

REDUCED SPEED AHEAD
RESUME SPEED THANK YOU
RESTROOM BUILDING CLOSED
RIGHT LANE CLOSED
RIGHT LANE CLOSED AHEAD
RIGHT SHOULDER CLOSED AHEAD
RIGHT TURN LANE CLOSED
RIGHT TWO LANES CLOSED
ROAD CLOSED
ROAD CLOSED AHEAD
ROAD CLOSED TO THRU TRAFFIC
ROAD FLOODED
ROAD MACHINERY AHEAD
ROAD WORK AHEAD
ROAD WORK AHEAD FRESH OIL
ROUGH ROAD

*** SAFETY BELT ENFORCEMENT ZONE**

SAFETY RESTRAINT CHECKPOINT AHEAD
SHOULDER CLOSED
SHOULDER DROP-OFF
SHOULDER WORK
SHOULDER WORK AHEAD
SIDEWALK CLOSED
SLIPPERY WHEN WET SYMBOL
SLOW

SLOW SOBRIETY CHECKPOINT AHEAD

SOFT SHOULDER
SPEED LIMIT XX
SPRAYING OPERATIONS AHEAD
STATE POLICE SAFETY CHECK
STEEL PLATE IN ROADWAY
STOP AHEAD
STOP (OCTAGON)
SURVEY CREW
SURVEY CREW AHEAD
SWEEPER AHEAD

*** TELEPHONE WORKERS AHEAD**

TOW TRUCK AHEAD
TRAFFIC EMERGENCY AHEAD

TRAFFIC FINES DOUBLE IN WORK ZONES
TRAFFIC FINES DOUBLED IN WORK ZONES
TRAFFIC SURVEY AHEAD

TRAINING EXERCISE AHEAD

TRANSITION LEFT SYMBOL (NEW STYLE)
TRANSITION RIGHT SYMBOL (NEW STYLE)
TREE WORK AHEAD
TRUCK CROSSING
TRUCK SCALES AHEAD
TRUCKS ENTERING
TRUCKS ENTERING AND LEAVING HWY.
TRUCKS ENTERING HIGHWAY

*** UNEVEN LANES**

UTILITY CONSTRUCTION AHEAD
UTILITY WORK AHEAD
UTILITY WORKERS AHEAD

*** WATCH FOR SLOW TRAFFIC**

WATCH FOR STOPPED TRAFFIC
WATCH FOR WATER ON ROAD
WATER BREAK AHEAD
WATER OVER ROAD
WORK AREA AHEAD
WORKER SYMBOL
WORKERS
WORKERS AHEAD
WORKERS ON ROADWAY

*** YIELD (TRIANGLE)**



ROLL-UP SIGNS

Sizes: 36" x 36" or 48" x 48"



- * Indicates Reflective Only
- Fiberglass ribs included with all Roll-up signs

OVERLAYS



RIGHT

LEFT

500 FT

1000 FT

Superbright (SB)™ Superbright prismatic sign material. Our most popular material product.

Offers outstanding visibility, day and night. Colors: Fluorescent Orange, Fluorescent Pink, White, Yellow

Premium Vinyl (V) Non-Reflective Fluorescent Orange Daytime Material. Solid Vinyl.

Marathon (M)™ Marathon fluorescence takes performance to a higher level. The longer lasting fluorescent color gives the sign a longer useful life. Superior reflectivity at night and in low light conditions.

Colors: Fluorescent Orange, Fluorescent Yellow, Fluorescent Yellow-Green (lime), White.

Premium Mesh (ME) Non-Reflective Orange. Daytime Material. Mesh



"BLACK EAGLE" Diamond Blade



- Concrete, Steel, Wood, Ductile Iron, PVC Pipe, Cast Iron, Stone, Brick, Copper, Rebar
- Diamond Depth .196"

Size	Part No.
12" x .142" x 1"/20mm	RES-1203
14" x .142" x 1"/20mm	RES-1403
16" x .145" x 1"/20mm	RES-1603
18" x .145" x 1"/20mm	RES-1803

"RED EAGLE" Diamond Blade

- ASPHALT, Cured Concrete, Green Concrete
- Diamond Depth .335"

Size	Part No.
12" x .125" x 1"/20mm	LDH-1203
14" x .125" x 1"/20mm	LDH-1403
16" x .125" x 1"/20mm	LDH-1603
18" x .125" x 1"/20mm	LDH-1803




Concrete High-Speed Abrasive Blades

Size - Inches	RED	GREEN
	Part No.	Part No.
12" x 1/8" x 1"	542751501	542751514
12" x 1/8" x 20 mm	542751502	542751515
14" x 1/8" x 1"	542751504	542751516
14" x 1/8" x 20 mm	542751505	542751517

- **RED QHS-CM** general purpose cutting of concrete
- **GREEN QHS-DI** general purpose cutting of cast iron and ductile iron
- Packaged in quantities of 10 per box



Model DW-PRO Measuring Wheel



- **Padded Cordura Carry Case Included**
- Designed and built for quality

- Wheel Diameter 12.5"
- Folded Length 19"
- Extended Length 37"
- Weight 6 lbs
- Measures to 9,999 Feet
- Trigger Operated Brake
- Sealed Roller Bearings

(Folded)



KRYLON**INVERTED MARKING PAINTS**

• Fast-drying formula. • Convenient Spray-Thru™ cap. • Non-clogging spray tip.

WATER-BASED MARKING PAINTS

20-oz. cans (17-oz. net wt.)

Part No.	APWA Color
S03801	Yellow APWA
S03901	White APWA
S03903	Blue APWA
S03904	Green APWA

Part No.	FLUORESCENT
S03612	Flo. Pink
S03620	Flo. Blue
S03630	Flo. Green
S03700	Flo. Orange
S03715	Flo. Purple

12 Cans per Carton

**SOLVENT-BASED MARKING PAINTS**

20-oz. cans (17-oz. net wt.)

Part No.	APWA Color
S03621	Blue APWA
S03631	Green APWA
S03821	HVIS Yellow APWA
S03900	Utility White APWA

Part No.	FLUORESCENT
S03614	Flo. Neon Green
S03615	Flo. Purple
S03622	Flo. Hot Pink
S03702	Flo. Orange
S03722	Flo. Blue

12 Cans per Carton

**PAVEMENT STRIPING PAINTS**

- VOC compliant
- These fast drying paints deliver long-lasting durability
- Fast drying; traffic ready in 30 minutes
- Excellent bleed retention
- Universal, non-clogging spray tip is compatible with most striping machines

**SOLVENT BASED
AEROSOL CANS**20-oz. cans (18-oz. net wt.)
12 Cans per Carton

Part No.	Colors
K08300	Highway White
K08301	Highway Yellow
K08302	Handicap Blue

**34" MARKING
WANDS**

K07094



Long Wand with Plug Holder

K07096



Removable Roller Wheel

**34" STRIPING
WAND**

K08360



Removable Roller Wheel

**4 WHEEL
PAVEMENT STRIPING
MACHINE****7" wheels**Durable 18 ga. Steel
Stores a full case of paint

Part No. K08340





#VPEHD-F150 19" x 8"

- Designed to fit Ford F-150
- Model Years 2015 and Newer



#VPEHD-CHGM 19" x 8"

- Designed to fit 2014 and newer models Chevrolet Silverado / GMC Sierra

Vehicle Platforms for F-150, Ford Superduty, Chevy Silverado and GMC Sierra Trucks DESIGNED AND BUILT TO INSTALL USING THE 3RD BRAKE LIGHT

Proper installation requires two holes to be drilled into the inner framework of the 3rd brake light

#VPE-MAGPLATE - Metal add-on plate for magnet mount lights
(3RD BRAKE LIGHT NOT INCLUDED)

HIGH-POWER LOW-PROFILE LED LIGHT BARS



Polycarbonate / Aluminum Housing

- 12/24 V DC
- 8" Deep
- 3" Tall housing
- User select patterns
- Available in Amber, Red, Blue, Green

MBX24-C/A, LED 24" LIGHT BAR

- 10 LED Amber lamps

MFX48-C/A, LED 48" LIGHT BAR

- 18 LED Amber lamps

Emblems are pressure sensitive, fully positionable vinyl, backed with 3M's Controltac adhesive. They are durable and removable making them a cost-effective alternative to permanent adhesive markings. Perfect for indentifying your fleet!



499-16

16" x 11 1/2" Squared Oval



229-18

18" Circle

Specify your wording in these areas.



499-16

16" x 11 1/2" Squared Oval



229-18

18" Circle

Easy Four-Step Ordering: 1. Shape 2. Size 3. Color 4. Legend/Wording
Color Options: Red, Blue, Black and Green on White Background

MINI LIGHT BAR - BRIGHT LED OUTPUT, WIDER VIEWING ANGLE AND USER SELECT FLASH PATTERNS.

MMBZLEDFL-C/A (Permanent Mount)

- Amber (A) • Red/Blue (R/B) • Amber/Blue (A/B)
- 12/24V, High Impact LED Display
- Low Current Draw, 2A @ 12.8 V
- Size: 2.75" x 17.25" Low Profile Dome
- 5 Year Warranty



MMBZLEDFLM-C/A (Magnetic Mount)

- Amber (A) • Red/Blue (R/B) • Amber/Blue (A/B)
- Magnetic mount version includes 3-75 lb pull magnets
- 15 ft straight cord and plug with On/Off switch

MINI LIGHT BAR - BRIGHT LED OUTPUT, WIDER VIEWING ANGLE AND USER SELECT FLASH PATTERNS IN A COMPACT PACKAGE.

MINIFLZM-C/A (Magnetic Mount)

- Amber (A)
- 12/24V, High Impact LED Display
- Low Current Draw, 1A Less than 1.2A
- Size: 2.75" x 13.5" Low Profile Dome
- 5 Year Warranty



MINIFLZ-C/A (Permanent Mount)



Magnetic Mount



850 SERIES Permanent Mount

- Features Dust Cover Design for improved weather resistant operation.
- Available in 7" (Short) or 8.5" (Tall)

Part No.	Voltage	AMPS	FPM	Joules	Cand/Sec
DFS850SP (Short)	12/24	1.8	75 Double	15.75	1200
DFS850HSP (Tall)	12/24	1.8	75 Double	15.75	2000

850 SERIES Magnetic Mount

Part No.	Voltage	AMPS	FPM	Joules	Cand/Sec
DFS850MSP (Short)	12/24	1.8	75 Double	15.75	1200



Short Sleeve
9118 Lime - 9119 Orange

Performance Features:

- Microfiber polyester material wicks away moisture.
- 2" wide high performance reflective material.

Pockets:

- Left chest pocket.

Sizes: M-5X

ANSI 107 Type R - Class 3 Compliant



Full Brim Safari Hat

- 2822 Lime (S-M)
- 2824 Lime (L-XL)
- 2823 Orange (S-M)
- 2825 Orange (L-XL)

Performance Features:

- 100% polyester material.
- Dark grey under brim reduces glare.
- Mesh around the crown.

ANSI 107 Accessory Compliant



Short Sleeve
9110 Lime - 9111 Orange

Performance Features:

- Microfiber polyester material wicks away moisture.
- 2" wide high performance reflective material.

Pockets:

- Left chest pocket.

Sizes: S-5X

ANSI 107 Type R - Class 2 Compliant

Long Sleeve T-Shirt

- 9122 Lime
- 9123 Orange

Short Sleeve T-Shirt

- 9124 Lime
- 9125 Orange



Performance Features: Non-ANSI Compliant, Left chest pocket.

- Microfiber polyester material wicks away moisture.

Sizes: M-5X

High Performance Polo Shirt 9220 Lime



Performance Features:

- UPF rated, extremely lightweight with exceptional breathability.
- Smooth polyester material on front with micro sport mesh on back.
- 3 button closure.

Pockets:

- Left chest pocket.

Sizes: S-5X, ANSI 107 Type R - Class 2 Compliant

Flat Stitch Panels Class 2 T-Shirt

- 9120 Lime - 9121 Orange

Performance Features:

- Microfiber polyester material wicks away moisture.
- 2" wide high performance reflective material.
- Flat stitched contrast panels improve daytime visibility and significantly improves comfort and coolness over layered contrasting panels.

Pockets:

- Left chest pocket.

Sizes: M-5X

ANSI 107 Type R - Class 2 Compliant



T-Shirt

NEW 9700 - Fluorescent Red

- 9114 Lime
- 9115 Orange

Performance Features:

- Microfiber polyester material wicks away moisture.
- 2" wide high performance reflective material.

Pockets:

- Left chest pocket.

Sizes: M-5X

ANSI 107 Type R - Class 2 Compliant





Heavy Duty Class 2 Vest
1510 Lime - 1511 Orange
Performance Features:

- Ultra-Cool 100% polyester mesh
- Brilliant Trim reflective edging
- Zipper front closure
- 2" wide reflective material with 3" breathable contrasting color

Pockets: 6

Sizes: M-5X

ANSI 107 Type R - Class 2 Compliant



Heavy Duty Class 2 Vest
1513 Lime - 1514 Orange
Performance Features:

- Ultra-Cool 100% polyester mesh
- Zipper front closure
- 2" wide reflective material with 3" breathable contrasting color
- Reflective trim around arms & piping down sides for added low light visibility

Pockets: 6

Sizes: L-5X

ANSI 107 Type R - Class 2 Compliant



Ultimate Brilliant Class 3 Vest
1573 Lime - 1574 Orange
Performance Features:

- Ultra-Cool 100% polyester mesh
- Zipper front closure
- Two 1" wide reflective material with 4.5" breathable contrasting color
- Brilliant Plus Reflective material enhances visibility of worker during low-light visibility

Pockets: 5

Sizes: M-5X

ANSI 107 Type R - Class 3 Compliant



Breakaway Class 2 Vest
1535 Lime - 1536 Orange
Economy
Performance Features:

- 100% polyester mesh
- 5-point breakaway
- 2" wide reflective material

Pockets: Left Chest

Sizes: S-M, L-XL, 2X-3X, 4X-5X

ANSI 107 Type R - Class 2 Compliant



4 Season Breakaway Vest
1166BA Lime
Performance Features:

- Ultra-Cool 100% polyester mesh
- 5-point breakaway
- Hook & loop front closure
- Two 1" wide reflective material with 4.5" breathable contrasting color

Pockets: 4

Sizes: M-XL, 2X-4X

ANSI 107 Type R - Class 2 Compliant



Zipper Mesh Vest
1547 Lime - 1548 Orange
Economy
Performance Features:

- 100% polyester mesh
- Zipper front closure
- 2" wide reflective material

Sizes: S-M, L-XL, 2X-3X, 4X-5X

ANSI 107 Type R - Class 2 Compliant

BOMBER JACKET

Performance Features:

- Durable ripstop material
- Waterproof seam sealed construction and fleece body & hood
- Hood fits into the collar or can be removed altogether
- Quilted sleeves for easy arm in and out access
- 2" wide high performance reflective material
- Adjustable cuffs with rubber pulls for easy use when wearing gloves
- Left and right mic tabs

Pockets: 6

Sizes: M-5X

ANSI 107 Type R - Class 3 Compliant

JS130 Lime
JS131 Orange
JS132 Flo Red

Superior Quality!



BOMBER JACKET

JS119 Lime - JS120 Orange



Performance Features:

- Durable waterproof seam sealed shell with thermal insulation
- 2" wide reflective material
- Hidden collar hood
- Removable Liner

Pockets: 5

Sizes: M-5X

ANSI 107 Type R - Class 3 Compliant

ECONOMY BOMBER JACKET

JS121 Lime - JS122 Orange

Performance Features:

- Durable waterproof seam sealed shell with thermal insulation
- 2" wide reflective material
- Hidden collar hood
- Black bottom front & sleeves to keep a clean appearance

Pockets: 4

Sizes: M-5X

ANSI 107 Type R - Class 3 Compliant



Sizes: S-M, L-XL, 2X-3X, 4X-5X

Waterproof zippers and ample easy access pockets throughout




Rainwear Jackets

Performance Features:

- Reinforced D-ring access on back
- Detachable hood can be stored in collar
- 2" wide reflective material performs exceptionally well under wet conditions
- Seam sealed construction
- Reflective trim all the way around the garment

Pockets: 4

ANSI 107 Type R - Class 3 Compliant



Rainwear Pants

Performance Features:

- Reflective trim down the outside of legs
- Adjustable leg cuffs
- Zipper cuff for boot access

Pockets: 2 (CARGO Style)

ANSI 107 Class E Compliant



Rainwear Bibs

Performance Features:

- High quality elastic suspenders
- Large chest patch pocket
- Large right side cargo pocket with quick release buckle

Pockets: 1

ANSI 107 Class E Compliant

Storm Stopper Rainwear



Performance Features:

Jacket: #9665J

- Waterproof material with durable seam sealed construction
- 2" wide reflective material
- Zipper/storm flap closure
- Non-sparking snaps and zipper
- Fully vented cape back for breathability
- Adjustable wrist cuffs
- Hidden collar hood
- D-ring access on back

Bib: #9665P

- High quality elastic suspenders with quick release buckle
- Adjustable leg cuff straps
- Front fly with snap closure

Pockets: Patch pockets with snap closure

Sizes: S-M, L-XL, 2X-3X, 4X-5X

ANSI 107 Type R - Class 3 Compliant - Jacket

ANSI 107 Class E Compliant - Bib

Rainwear Set

RW110 Lime - RW111 Orange



Performance Features:

- Waterproof material with durable seam sealed construction
- 2" wide reflective material
- Zipper/storm flap closure
- Non-sparking snaps and zipper
- Adjustable wrist cuffs
- Hidden collar hood

Pockets: Lower front patch pockets with flaps

Sizes: S-M, L-XL, 2X-3X, 4X-5X

ANSI 107 Type R - Class 3 Compliant - Jacket

ANSI 107 Class E Compliant - Pant

FULL Rainsuit only. No Separates



BOOTS



CHEST WADERS SUPER BRUSH TUFF®



FEATURES

- 32" Height
- OD Green
- Comfort Zone: 40 to 90° F
- Fiberglass Shank
- ZXT Premium Rubber
- Chevron Cleated
- Multi-layered Rubber

#156040



FEATURES

- Realtree Max-5*
- 1200G Thisulate
- Upper 5mm Neoprene
- Steel Shank
- Jersey Lining
- Full Sizes Only
- Buckle Straps

#700152



FEATURES

- 32" Height
- Forest Green
- Comfort Zone: -20 to 70° F
- Wool Felt Insulation
- ZXT Premium Rubber
- TRAC-Lite Outsole
- Double-layer Ribbed Vamp

#700066

ALPHABURLY™ PRO

STYLE	HEIGHT	WEIGHT	COLOR/PATTERN	INSULATION	COMFORT ZONE
376001	18"	4.8 LBS	FOREST GREEN	NON-INSULATED	30 TO 80°F
376011	18"	5.2 LBS	FOREST GREEN	800G	-50 TO 40°F
376018	18"	5.5 LBS	GORE OPTIFADE ELEVATED II	1600G	-70 TO 30°F
376030 *	18"	5.5 LBS	REALTREE EDGE*	1000G	-60 TO 30°F

Sizes: 6-15 Whole Sizes Lining: Jersey Shank: Nylon Footbed: Removable EVA

FEATURES

- Hand-laid premium rubber over a 3.5mm neoprene core for flexible, waterproof, scent-free comfort
- Embossed liner increases air circulation inside the boot, wicks moisture and is quick drying
- Active Fit with adjustable neoprene gusset for easy on/off and a secure, comfortable fit on foot
- Multilayer rubber on the toe and heel plus a double-layer vamp for added support and durability



#376001



#376011



#376018



#376030

* SIDE ZIPPER