



IN PARTNERSHIP WITH



ESTABLISHED 1915

MASTER CATALOG

Our Signs. Your Community. One Partnership.

2,179

PRODUCTS

17

CATEGORIES

MUTCD

COMPLIANT

800-255-4369 · www.nsc01.com · Edition 2026

CONTENTS

WHAT'S INSIDE

STANDARD AND CUSTOM SIGNS

Regulatory Signs	791
Warning Signs	291
Railroad Signs	13
ADA / Disabled Parking Signs	53
Water Neighborhood Signs	18
Work Zone Signs	97
Sign Faces	315

STREET NAMES

Street Sign Brackets	70
----------------------------	----

POSTS AND HARDWARE

Sign Posts	204
Hardware Bolts Nuts	75
Flexible Marking Posts	26

TRAFFIC CONTROL

Traffic Cones	40
Traffic Channelizers	16
Barricades	73
Warning Flags	48
Reflectors Delineators	42

PUBLIC WORKS

Aluminum Sign Blanks	7
----------------------------	---

NATIONAL SIGN COMPANY · MASTER CATALOG













STANDARD AND CUSTOM SIGNS

Every MUTCD-compliant sign we make — regulatory, warning, school, guide, parking, and work-zone — plus full custom fabrication to your spec.

Regulatory Signs	791	Water Neighborhood Signs	18
Warning Signs	291	Work Zone Signs	97
Railroad Signs	13	Sign Faces	315
ADA / Disabled Parking Signs	53		

REGULATORY SIGNS

Stop, yield, no-turn, no-parking, speed-limit and every other red/white/black regulatory sign you need to keep traffic legal and safe. High-intensity prismatic and diamond-grade options, all MUTCD R-series compliant.

 <p>318-18EA 9 Spot 18DIA in.</p> <p>HIP</p>	 <p>318-18HA 18" Dia, 9 Spot HI/AL Y/Y 18DIA in.</p> <p>HIP</p>	 <p>D-11 Enter W/Arrow 18x18 in.</p> <p>HIP</p>	 <p>D-15 Entrance Only 18x18 in.</p> <p>HIP</p>
 <p>D-17 Exit ← 18x18 in.</p> <p>HIP</p>	 <p>D-19 Exit Only 18x18 in.</p> <p>HIP</p>	 <p>D-42 Superior Public Water 36x24 HIP/AL B/W 36x24 in.</p> <p>HIP</p>	 <p>D1-1 Destination Guide (Single Line, Arrow) 30x12-70x18 in. (5 sizes)</p> <p>HIP</p>
 <p>D1-2 Destination Guide (Two-City Stack with Arrows) 78x30 in.</p> <p>HIP</p>	 <p>D4-1L Parking W/Left Diag. Arrow 30x24 in.</p> <p>HIP</p>	 <p>D4-1R Parking W/Right Diag. Arrow 30x24 in.</p> <p>HIP</p>	 <p>D9-2 Hospital (Symbol) 24SQ · 30SQ in.</p> <p>DG HIP</p>



D9-2P

Hospital

24×6 in.

HIP



D9-4A

Camping Plaque (Word)

24×6 in.

HIP



D9-12A

Disposal

24×6 in.

HIP



D10-1

Mile Markers

6×12 in.

HIP



D10-1A

Mile Markers

6×18 in.

HIP



D10-2

Mile Markers

6×18 in.

HIP



D10-2A

Mile Markers

6×24 in.

HIP



D10-6

Mile Marker

12×48 in.

HIP



D11-1

Bike Route Sign

24×18 · 30×24 in.

DG

HIP



DA-9

No Dumping Under
Penalty Of Law

12×18 in.

HIP



G-9

Stop For Children In
Crosswalk

12×18 · 18×24 · 24×30 in.

HIP

DG

EG



G-10

Stop For Pedestrian In
Crosswalk (Generic)

12×18 · 18×24 · 24×30 in.

HIP

\$500 FINE

G-13K

\$500 Fine

12×6 in.

HIP

EXIT ONLY

G-36

Exit Only

18×12 in.

HIP

**NO
TRESPASSING**

G-37

No Trespassing

18×12 in.

HIP

**FASTEN YOUR
SEAT BELT
W/SYMBOL**

G-40

Fasten Your Seat Belt
W/Symbol

18×24 in.

HIP

**NO BICYCLES
OR12X18
EG/AL B/W**

G-49

No Bicycles Or12×18
EG/Al B/W

12×18 in.

EG

**STOP FASTEN
YOUR
SEAT18X24
EG/AL W/R**

G-50

Stop Fasten Your
Seat18×24 EG/Al W/R

18×24 in.

EG

HIP

**BUCKLE UP
IT'S THE
LAW**

G-51

Buckle Up It'S The Law

18×24 in.

HIP

**CAUTION
SPEED BUMP**

G-52

Caution Speed Bump

18×24 in.

HIP

**NO
TRESPASSING
VIOLATORS12X18
HIP/AL R/W**

G-75

No Trespassing
Violators12×18 HIP/Al...

12×18 · 18×24 in.

HIP

EG

**NO
SOLICITING**

G-76

No Soliciting

18×12 in.

EG

HIP

**THIS
PROPERTY IS
PROTECTED18X24
HIP/AL**

G-117

This Property Is
Protected18×24 HIP/Al

18×24 in.

HIP

**CAUTION
HIDDEN
DRIVE**

G-118

Caution Hidden Drive

18×24 in.

HIP



HS-12

Stop/Stop

18OCT in.

HIP



I-5A

Airport

24x6 in.

HIP



I-5P

Airport Plaque (Word)

24x6 in.

HIP



I-8P

Library Plaque (Word)

24x12 · 24x6 in.

HIP



K-8940

No Parking On Bike Path

12x18 in.

HIP



KA--7

No Dumping Violators
Will Be Prosecuted

18x24 in.

HIP



KA-1

Pitch In! Put Trash In Its
Place

24x18 in.

HIP



KA-2

Pitch In!

18SQ in.

HIP



KA-2A

Pitch In! W/Symbol

12x18 in.

HIP



KA-3

Please Don'T Litter12x18
HIP/AI W/Green

12x18 in.

HIP



KA-4

Don'T Be A Litter-Bug

18x24 in.

HIP



KA-6

Thank You For Not
Littering

18x24 in.

HIP

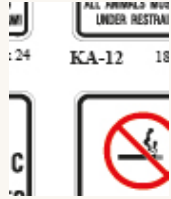


KA-7

No Dumping Violators Will Be Prosecuted

12x18 · 18x24 in.

HIP



KA-8

No Dumping Allowed

18x24 in.

HIP

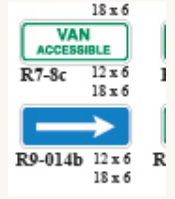


KA-10

No Dumping (Red Banner)

12x18 · 18x24 in.

HIP



KA-11

Dog Waste — Bag Up After Your Dog

12x18 · 18x24 in.

HIP



KA-12

Leash Laws Strictly Enforced

18x24 in.

HIP



KA-13

All Dogs Must

18x24 in.

HIP



KA-14

Dumpster For Residents 18x24 HIP/AL...

18x24 in.

HIP



KA-15

No Dumping Violators Shall Be Prosecuted

18x24 in.

HIP



KA-17

Don'T Be A Litterbug

18x12 in.

HIP



KA-18

No Littering

12x18 in.

HIP



KA-19

Keep Cars Off Grass

12x18 in.

HIP



KA-20

No Littering

18x12 · 24x18 in.

HIP



KA-21

No Dumping Allowed

30x24 in.

HIP



KA-21F

No Dumping Allowed

30x24 in.

HIP



KG-21

No Pets

12x18 in.

HIP



KKAD-15

Keep Kids Alive Drive 15

24x32 in.

HIP



KKAD-CYS

Check Your Speed
W/Child Sym

24x32 in.

HIP



KKAD-DWC

Be Aware Drive With Care

18x24 in.

HIP



KKAD-SBF

Seat Belts Fastenating

24x12 in.

HIP



KKAD-ST3

Stop Take 3 To See

24x12 in.

HIP



M1-1

Interstate Route Marker

18x18 · 24x24 · 30x24 in.

HIP



M1-4

U.S. Route Marker

18SQ · 24SQ · 30x24 in.

HIP



M1-5

State Route Marker
(State-Specific Design)

18SQ · 24SQ · 30x24 in.

HIP



M1-6

County Road Marker

24x24 · 30x30 in.

HIP



M1-8

**Bicycle Route Marker
(US)**

24SQ in.

HIP

JCT

M2-1

Junction Plaque

21×15 in.

HIP

NORTH

M3-1

**Cardinal Direction Plaque
— NORTH**

24×12 in.

HIP

EAST

M3-2

**Cardinal Direction Plaque
— EAST**

24×12 in.

HIP

SOUTH

M3-3

**Cardinal Direction Plaque
— SOUTH**

24×12 · 30×18 in.

DG

HIP

WEST

M3-4

**Cardinal Direction Plaque
— WEST**

30×15 in.

HIP

TRUCK

M4-4

Truck Route Plaque

24×12 in.

DG

HIP

TO

M4-5

TO Plaque

24×12 in.

HIP



M4-9B

Detour Bicycle

24×18 · 30×248 in.

HIP



M4-9BL

Pedestrian Detour ←

24×18 in.

HIP



M4-9BR

Pedestrian Detour →

24×18 in.

HIP



M4-12

End

12×4 in.

HIP

BEGIN

M4-14

BEGIN Plaque

12×6 · 24×12 in.

DG

HIP



M5-1L

Directional Arrow (Hook Left)

12×9 · 21×15 in.

HIP



M5-2L

Directional Arrow (Curve Left)

12×9 · 21×15 in.

HIP



M5-2R

Directional Arrow (Curve Right)

12×9 · 21×15 in.

HIP

**DIRECTIONAL
ARROW**

M6-1

Directional Arrow

21×15 in.

HIP

**DIRECTIONAL
ARROW**

M6-1F

Directional Arrow

21×15 in.

HIP




M6-1L

Directional Arrow (Left)

12×9 · 21×15 in.

HIP

DG



M6-1R

Directional Arrow (Right)

12×9 · 21×15 in.

HIP



M6-2L

Directional Arrow (Up-Left)

21×15 in.

HIP




M6-2R

Directional Arrow (Up-Right)

21×15 in.

HIP



M6-3

Directional Arrow (Straight)

12×9 · 21×15 in.

HIP

DG



M6-4

Directional Arrow (Two-Way)

12×9 in.

HIP



M6-6L

Directional Arrow (U-Turn Left)

12×9 · 21×15 in.

HIP



M6-6R

Directional Arrow (U-Turn Right)

12×9 · 21×15 in.

HIP




M6-7L

Directional Arrow (Sharp Left)

21×15 in.

HIP




M6-8L

Directional Combo Arrow (Left Split)

21×21 in.

HIP



M6-8R

Directional Combo Arrow (Right Split)

21×21 in.

HIP



M7-1

Bike Route Arrow — Right

12×9 in.

HIP



M7-2

Bike Route Arrow — Straight

12×9 in.

HIP



M7-5

Bike Route Arrow — Diagonal Up-Left

12×9 in.

HIP



N-14

___ City Limit

24×12 in.

HIP



N-15B

City Maintenance Ends

30×24 in.

HIP



N-16A

County Maintenance Begins

30×24 in.

HIP



N-16B

County Maintenance Ends

30×24 in.

HIP



N-22

Customer Parking
Unauthorized Vehicles...

18x24 in.

HIP



N-26

City Park

24x18 in.

HIP



N-26L

City Park W/Left Arrow

24x18 in.

HIP



N-26L2418HA

City Park W/Left Arrow

24x18 in.

HIP



N-26R

City Park W/Arrow

24x18 in.

EG

HIP



N-30

Enter Only (Standard)

24x18 in.

HIP



N-30A

Enter Only (Compact)

12x18 · 18x24 in.

HIP



N-30AL

Enter (Left Arrow)

18x24 in.

HIP



N-30AR

Enter (Right Arrow)

12x18 in.

HIP




N-31

Entrance

18x12 · 24x18 in.

HIP

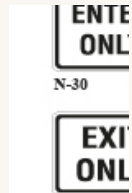


N-32L

Entrance Left Arrow

24x18 in.

HIP



N-32R

Entrance Right Arrow

24x18 in.

HIP



N-33

Entrance Only

24x18 in.

HIP



N-34

Visitor Parking

18x12 · 24x18 in.

HIP



N-40

Exit Only (Standard)

24x18 in.

HIP

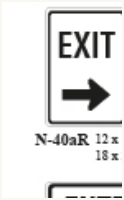


N-40A

Exit Only (Compact)

12x18 · 18x24 in.

HIP



N-40AR

Exit (Right Arrow)

12x18 · 18x24 in.

HIP



N-41

Exit

18x12 · 24x18 in.

HIP

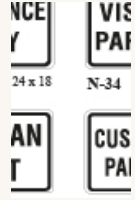


N-41L

Exit Left Arrow

24x18 in.

HIP



N-41R

Exit Right Arrow

24x18 in.

HIP



N-42

Not An Exit

24x18 in.

HIP



N-45

No Trespassing (Compact)

18x12 · 24x18 in.

HIP



N14-1D

Truck Route ←→

24x18 in.

HIP



N14-1L

Truck Route (Left)

24x18 · 30x24 in.

HIP



N14-1R

Truck Route (Right)

18×24 · 24×18 · 30×24 in.

HIP



N14-1S

Truck Route (Straight)

24×18 · 30×24 in.

HIP



N14-2

Thru Trucks Prohibited

18×24 · 30×36 in.

HIP



N14-3

Thru Traffic Prohibited

18×24 in.

HIP



N14-4

No Trucks Allowed

12×18 · 18×24 · 24×30 in.

HIP



N14-5D

Thru Truck Route ←—→

18×24 in.

HIP



N14-5KF

Thru Truck Route ←—

18×24 in.

HIP



N14-5L

Thru Truck Route (Left)

18×24 · 24×30 in.

HIP



N14-5LF

Thru Truck Route ←—

18×24 in.

HIP



N14-5R

Thru Truck Route (Right)

18×24 in.

HIP



N14-5RF

Thru Truck Route →—

18×24 in.

HIP



N14-5S

Thru Truck Route (Straight)

18×24 · 24×30 in.

HIP



N14-6

No Thru Trucks

18×24 · 24×30 · 30×36 in.

HIP



N14-6F

No Thru Trucks

18×24 · 24×30 in.

HIP



N14-6L

No Thru Trucks ←

18×24 in.

HIP



N14-6R

No Thru Trucks →

18×24 in.

HIP



N14-7

No Thru Traffic

12×18 · 18×24 · 24×30 in.

HIP



N14-8

Street Not Thru

18×24 in.

HIP



N14-8A

Not A Thru Street

12×18 · 18×24 in.

HIP



N14-9

Dead End Street

18×24 · 24×30 in.

HIP



N14-9B

Street Closed To Thru Traffic

18×24 · 24×30 in.

HIP



NR2-5A

Reduced Speed Ahead

18×24 · 24×30 in.

HIP

DG



NR2-5C

Speed Zone Ahead

18×24 · 24×30 in.

HIP



NR3-1B

No Right Turn

18×24 in.

HIP



**NO LEFT
TURN**

NR3-2B

No Left Turn

18×24 in.

HIP



NO U TURN

NR3-3B

No U Turn

12×18 · 18×24 · 24×30 in.

HIP



↶↑ ONLY

NR3-8L

Two-Lane Left Combo
(Only)

30SQ · 36SQ in.

HIP



↑↷ ONLY

NR3-8R

Two-Lane Right Combo
(Only)

30SQ · 36SQ in.

HIP



**ENGINE
BRAKING
PROHIBITED
CITY...**

NR5-5B

Engine Braking Prohibited

24SQ · 30SQ · 36SQ in.

HIP



**ONE WAY DO
NOT ENTER**

NR6-2

One Way Do Not Enter

12×18 · 18×24 · 24×30 in.

HIP



**ONE WAY DO
NOT ENTER**

NR6-2F

One Way Do Not Enter

12×18 · 24×30 in.

HIP



ONE WAY
----->

NR6-2R

One Way ----->

18×24 in.

HIP



N-41L 24 x
**NO
TRESPASSIN**
N-45 18 x
24 x

NS-4

Shipping and Receiving

24×18 in.

HIP



**SLOW
CHILDREN
PLAYING**

NS-8

Slow Children Playing

18×24 in.

DG



**RESERVED
PARKING**

NS-11

Reserved Parking

12×18 · 18×24 in.

HIP



**RESERVED
PARKING**
<---->

NS-11D

Reserved Parking <---->

18×24 in.

HIP



NS-11L

Reserved Parking Left

12×18 in.

HIP



NS-11R

Reserved Parking Right

12×18 in.

HIP

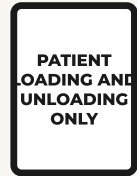


NS-51

Principal Parking

12×18 in.

HIP



NS-68

Patient Loading And Unloading Only

12×18 in.

HIP



NS-77

All Visitors Must Sign In At Office

12×18 in.

HIP



NS-81P

Boat Ramp

24×6 in.

HIP



NS-83

Directional Arrow Plaque (Green)

36×8 in.

HIP



NS-85

Customer Parking

12×18 in.

HIP



NS-87

No Motor Vehicles W/Symbol

12×18 in.

HIP



NS-88

No Swimming W/Symbol

12×18 · 18×24 in.

HIP



NS-126

10 Minute Parking

12×18 in.

HIP



NS-127

15 Minute Parking

12×18 · 18×24 in.

DG

HIP



NS-127L

15 Minute Parking ←

12×18 in.

DG **HIP**



NS-127R

15 Minute Parking W/--->

12×18 in.

DG **HIP**



NS-129

One Hour Parking

12×18 · 18×24 in.

HIP



NS-129R

One Hour Parking →

12×18 in.

EG



NS-133

Ambulance Parking Only

18×24 in.

HIP



NS-135

Authorized Vehicles Only

12×18 · 18×24 in.

HIP



NS-140

Bus Loading Zone

12×18 in.

HIP



NS-142

Church Parking Only

12×18 in.

HIP



NS-143

Clergy Parking Only

12×18 in.

HIP



NS-145

Compact Car Parking Only

12×18 · 18×24 in.

HIP



NS-146

Compact Cars Only

12×18 · 18×24 in.

HIP



NS-148

Do Not Block Drive

12×18 · 18×24 in.

HIP



NS-148A

Do Not Block Drive (alt)

12x18 in.

HIP



NS-152

Emergency Vehicles Only

12x18 · 18x24 in.

HIP



NS-154

Employee Parking

18x24 in.

HIP



NS-155

Faculty Parking Only

12x18 in.

HIP



NS-156

Faculty And Staff Parking

12x18 in.

HIP



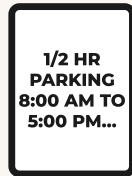
NS-164

Motorcycle Parking Only

12x18 in.

DG

HIP



NS-170

1/2 Hour Parking 8:00 AM to 5:00 PM Mon-Fri

12x18 in.

EG

HIP



NS-173

Parallel Parking Only

12x18 · 18x24 in.

HIP



NS-173D

Parallel Parking Only ↔

12x18 in.

HIP



NS-173L

Parallel Parking Only ←

12x18 in.

HIP



NS-173R

Parallel Parking Only --->

12x18 in.

HIP

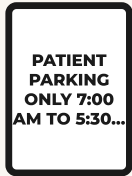


NS-175

Parking For Emergency Vehicles Only

12x18 · 18x24 in.

HIP



NS-176

**Patient Parking Only
7AM-5PM**

12x18 in.

HIP

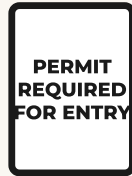


NS-180

No Trespassing

12x18 · 18x24 · 24x30 in.

HIP



NS-183

Permit Required For Entry

12x18 · 18x24 in.

HIP



NS-185

**Private Property Keep
Out**

12x18 in.

HIP



NS-186

**Private Property No
Trespassing**

12x18 · 18x24 · 24x30 in.

HIP



NS-376

Parallel Parking

18x24 in.

HIP



NS-376L

Parallel Parking W/←---

12x18 · 18x24 in.

HIP



NS-376R

Parallel Parking W/---→

12x18 · 18x24 in.

HIP



NS-396

Private Parking Only

12x18 in.

HIP



NS-410

Reserved For Employees

12x18 in.

HIP



NS-413

**Reserved For Police
Vehicles**

12x18 · 18x24 in.

HIP



NS-415

**Reserved For Sheriff's
Department**

12x18 in.

HIP

RESERVED
FOR
VISITORS

NS-417

Reserved For Visitors

12×18 · 18×24 in.

HIP

SENIOR
CITIZEN
PARKING
ONLY

NS-428

Senior Citizen Parking
Only

12×18 in.

HIP

STAFF
PARKING
ONLY

NS-440

Staff Parking Only

12×18 · 18×24 in.

HIP

STAFF
PARKING <--

NS-440L

Staff Parking ←

12×18 in.

HIP

STAFF
PARKING -->

NS-440R

Staff Parking →

12×18 in.

HIP

VISITOR
PARKING
ONLY

NS-494

Visitor Parking Only

12×18 in.

HIP

VISITOR
PARKING ←

NS-494L

Visitor Parking Left

18×24 in.

HIP

VISITOR
PARKING
--->

NS-494R

Visitor Parking →

12×18 · 18×24 in.

HIP

RESERVED
FOR
EMPLOYEE OF
THE MONTH

NS-510

Reserved For Employee
Of The Month

12×18 in.

HIP

PLAYGROUND
NOT
SANITIZED12X18
HIP/AL R/W

NS-728

Playground Not
Sanitized12×18 HIP/Al...

12×18 in.

HIP

NO
OVERNIGHT
CAMPING

NS-NOC

No Overnight Camping

12×18 in.

HIP

VETERANS
PARKING
ONLY

NS-VET

Veterans Parking Only

12×18 in.

HIP



LOCAL
TRAFFIC
ONLY

NS11-3P

Local Traffic Only

48×9 in.

HIP



NO SEMI
TRUCKS
W/SYMBOL

NSR5-2S

No Semi Trucks
W/Symbol

12×18 · 18×24 · 24×30 in.

HIP




WARNING
NEIGHBORHOOD
WATCH 18X24
HIP/AL...

NW-18

Warning Neighborhood
Watch 18×24 HIP/Al...

18×24 in.

HIP



OM1-1

Type 1 Object Marker —
9-Spot (Reflector Butto...

18DIA in.

HIP



OM2-2H

Type 2 Object Marker —
Horizontal Large

12×6 in.

HIP



OM2-2V

Type 2 Object Marker —
Vertical Large

12×6 in.

HIP



OM3-6L

Type 3 Object Marker —
Stripes Left 6"×24"

6×12 · 6×24 in.

HIP

DG



OM3-6R

Type 3 Object Marker —
Stripes Right 6"×24"

6×12 · 6×24 in.

HIP

DG



TYPE III
OBJECT
MARKER, DOUBLE-FACED

OM3-10D

Type III Object
Marker, Double-Faced

10×30 in.

HIP




OM3-10L

Type 3 Object Marker —
Stripes Left 10"×30"

10×30 in.

HIP




OM4-1

End of Road Marker — 9-
Spot Red

18DIA in.

DG

HIP



OM4-2

End of Road Marker —
Red on Black

18DIA in.

HIP



OM4-3

**End of Road Marker —
Red Sheeting Only**

18DIA · 24DIA in.

DG

HIP



OM4-3F

End Of Road Marker

18DIA in.

HIP



R-27

No Parking Police Cars

12×18 in.

HIP



R-51

No Parking This Side

18×24 in.

HIP



R-60

Angle Parking Only

12×18 in.

HIP



R-70

Bus Parking Only

12×18 · 18×24 in.

HIP



R-86

Customer Parking Only

12×18 in.

HIP



R-97

Diagonal Parking Only

12×18 in.

HIP



R-100

Do Not Block Alley

12×18 · 18×24 in.

HIP



R-102

Do Not Block Driveway

12×18 · 18×24 in.

HIP



R-103

Do Not Enter

12×18 · 18×24 in.

HIP



R-110

Emergency Parking Only

12×18 in.

HIP

**EMPLOYEE
PARKING
ONLY**

R-118

Employee Parking Only

12×18 · 18×24 in.

HIP

EXIT ONLY

R-122

Exit Only

12×18 in.

HIP

**15 MINUTE
LOADING
ZONE**

R-129

15 Minute Loading Zone

12×18 in.

HIP

**15 MINUTE
PARKING
←---->**

R-132

15 Minute Parking ←—>

12×18 · 18×24 in.

HIP

**15 MINUTE
PARKING
W/TIMES**

R-136

15 Minute Parking
W/Times

12×18 · 18×24 in.

HIP

**FIRE LANE
NO PARKING
OR STOPPING**

R-137

Fire Lane No Parking Or
Stopping

12×18 in.

HIP

**GREEN RIVER
ORDINANCE
ENFORCED**

R-142

Green River Ordinance
Enforced

12×18 · 18×24 in.

HIP

**KEEP CARS
OFF GRASS**

R-154

Keep Cars Off Grass

12×18 in.

HIP

**KEEP OFF
GRASS**

R-156

Keep Off Grass

12×18 in.

HIP

KEEP OUT

R-157

Keep Out

12×18 in.

HIP

**LIBRARY
PARKING
ONLY**

R-160

Library Parking Only

12×18 in.

HIP

**LOADING AND
UNLOADING
ZONE**

R-162

Loading And Unloading
Zone

12×18 in.

HIP

**MOTORCYCLE
PARKING
ONLY**

R-164

Motorcycle Parking Only

12×18 in.

HIP

**MOTOR
VEHICLES
PROHIBITED**

R-165

Motor Vehicles
Prohibited

12×18 in.

HIP

**NO BICYCLES
ON
SIDEWALKS**

R-168

No Bicycles On Sidewalks

12×18 in.

HIP

**NO BICYCLES
OR
SKATEBOARD
HIP/AL R/W**

R-169

No Bicycles Or
Skateboard 12×18 HIP/A...

12×18 · 18×24 in.

HIP

**NO CAMPING
IN THIS
AREA**

R-170

No Camping In This Area

12×18 in.

HIP

**NO DOGS
ALLOWED**

R-172

No Dogs Allowed

12×18 in.

HIP

**NO DUMPING
ALLOWED**

R-175

No Dumping Allowed

18×24 in.

HIP

**NO DUMPING
\$100 FINE**

R-177

No Dumping \$100 Fine

12×18 in.

HIP

**NO LEFT
TURN**

R-180

No Left Turn

12×18 in.

HIP

**NO MOTOR
VEHICLES
ALLOWED**

R-183

No Motor Vehicles
Allowed

12×18 in.

HIP

NO OUTLET

R-185

No Outlet

12×18 in.

HIP

**NO
OVERNIGHT
PARKING**

R-186

No Overnight Parking

12×18 in.

HIP



R-188

No Parallel Parking

12x18 in.

HIP



R-197

No Parking 2 Am TO 6 Am

12x18 in.

HIP



R-197F

No Parking 2 Am To 6 Am

12x18 in.

HIP



R-197L

No Parking 2 Am TO 6 Am
← -

12x18 in.

HIP



R-198

No Parking 2 Am To 6 Am
← - - - ->

12x18 in.

HIP



R-199

No Parking 2 Am To 7 Am

12x18 in.

HIP



R-200

No Parking Am- Am

12x18 in.

HIP



R-207

No Parking 6 Am To 6 Pm

12x18 in.

HIP



R-208L

No Parking W/Times
W/Left Arrow

12x18 in.

HIP



R-208R

No Parking W/Times
W/Right Arrow

12x18 in.

HIP



R-211

No Parking 7 Am To 4 Pm

12x18 in.

HIP



R-212

No Parking W/Times

12x18 in.

HIP

**NO PARKING
7:30 AM TO
4:00 PM
MON-FRI**

R-215

No Parking 7:30 Am To
4:00 Pm Mon-Fri

12×18 in.

HIP

**NO PARKING
7:30 AM TO
4:00 PM**

R-216

No Parking 7:30 Am To
4:00 Pm

12×18 in.

HIP

**NO PARKING
7:30 AM TO
4:30 PM**

R-217

No Parking 7:30 Am To
4:30 Pm

12×18 in.

HIP

**NO PARKING
7:30 TO
4:30 12X18
HIP/AL R/W**

R-218

No Parking 7:30 To
4:30 12×18 HIP/AI R/W

12×18 in.

HIP

**NO PARKING
W/TIMES
SCHOOL DAYS**

R-219

No Parking W/Times
School Days

12×18 in.

HIP

**NO PARKING
W/TIMES
SCHOOL DAYS**

R-219F

No Parking W/Times
School Days

12×18 in.

HIP

**NO PARKING
8 AM - 5
PM 12X18
HIP/AL G/W**

R-221

No Parking 8 Am - 5
Pm 12×18 HIP/AI G/W

12×18 in.

HIP

**NO PARKING
__ AM TO __
PM MON -
FRI**

R-223

No Parking __ Am To __
Pm Mon - Fri

12×18 in.

HIP

**NO PARKING
2 AM TO __
AM**

R-231

No Parking 2 Am To __
Am

12×18 in.

HIP

**NO PARKING
11 PM TO 7
AM 12X18
HIP/AL R/W**

R-233

No Parking 11 Pm To 7
Am 12×18 HIP/AI R/W

12×18 in.

HIP

**NO PARKING
ANY TIME
HERE TO
ALLEY**

R-246

No Parking Any Time
Here To Alley

12×18 in.

HIP

**NO PARKING
BEYOND THIS**

R-250

No Parking Beyond This
Sign

12×18 in.

HIP

**NO PARKING
BUS LOADING
ZONE <---**

R-253L

**No Parking Bus Loading
Zone <---**

12×18 in.

HIP

**NO PARKING
BUS LOADING
ZONE ---->**

R-253R

**No Parking Bus Loading
Zone ---->**

12×18 in.

HIP

**NO PARKING
DURING
DECLARED
SNOW 12X18...**

R-264

**No Parking During
Declared Snow 12×18...**

12×18 in.

HIP

**NO PARKING
DURING
SCHOOL
HOURS**

R-265

**No Parking During School
Hours**

12×18 in.

HIP

**NO PARKING
EXCEPT
SUNDAYS**

R-269

**No Parking Except
Sundays**

12×18 in.

HIP

**NO PARKING
HERE TO
ALLEY**

R-275

No Parking Here To Alley

12×18 in.

HIP

**NO PARKING
HERE TO
DRIVE**

R-278

No Parking Here To Drive

12×18 in.

HIP

**NO PARKING
MIDNIGHT TO
6:00 AM**

R-285

**No Parking Midnight To
6:00 Am**

12×18 in.

HIP

**NO PARKING
ON BRIDGE**

R-289

No Parking On Bridge

12×18 in.

HIP

**NO PARKING
ON GRASS**

R-292

No Parking On Grass

12×18 in.

HIP

**NO PARKING
ON GRASS**

R-292F

No Parking On Grass

12×18 in.

HIP

**NO PARKING
ON PAVEMENT**

R-294

No Parking On Pavement

12×18 in.

HIP



R-295

No Parking On Sidewalk

12x18 · 18x24 in.

HIP



R-296

No Parking On Street

12x18 · 18x24 in.

HIP



R-296F

No Parking On Street

12x18 in.

HIP



R-304

No Parking Police Vehicles Only

12x18 in.

HIP



R-311

No Parking School Days 8 Am - 5 Pm

18x24 in.

HIP



R-312

No Parking School Days W/Times 12x18 HIP/Al...

12x18 in.

HIP



R-313

No Parking School Days 12x18 HIP/Al R/W

12x18 in.

HIP



R-314

No Parking School Hours

12x18 in.

HIP



R-315

No Parking School Loading Zone

12x18 in.

HIP



R-317

No Parking Snow Removal 12x18 HIP/Al...

12x18 in.

HIP



R-319

No Parking Symbol

12x18 in.

HIP



R-324

No Parking This Side ← ->

12x18 in.

HIP



R-324L

No Parking This Side ←
-

12×18 in.

HIP



R-330

No Parking Unloading
Zone

12×18 in.

HIP



R-334

No Parking Zone

12×18 in.

HIP



R-340

No Soliciting Permitted

12×18 · 18×12 in.

HIP



R-342D

No Stopping Anytime ↔

12×18 in.

HIP



R-343

No Stopping Or Standing

12×18 in.

HIP



R-343D

No Stopping Or Standing
↔

12×18 in.

HIP



R-348

No Thru Traffic

12×18 in.

HIP



R-349

No Trucks

12×18 · 18×24 in.

HIP



R-350

No Trucks Allowed

12×18 in.

HIP



R-352

No Truck Parking

12×18 · 18×24 in.

HIP



R-353

No Truck Parking Any
Time

12×18 in.

HIP

**NO TRUCK
PARKING
THIS BLOCK**

R-357

No Truck Parking This Block

18×24 in.

HIP

**NO VEHICLES
BEYOND THIS
POINT**

R-361

No Vehicles Beyond This Point

18×24 in.

HIP

**NOT
RESPONSIBLE
FOR
ACCIDENTS**

R-363

Not Responsible For Accidents

12×18 · 18×24 in.

HIP

**NOT
RESPONSIBLE
FOR
ACCIDENTS**

R-363F

Not Responsible For Accidents

12×18 in.

HIP

**ONE HOUR
PARKING
ONLY**

R-365

One Hour Parking Only

12×18 in.

HIP

**ONE HOUR
PARKING 8
AM TO 5 PM**

R-368

One Hour Parking 8 Am To 5 Pm

12×18 in.

HIP

**ONE HOUR
PARKING 9
AM TO 6 PM**

R-371

One Hour Parking 9 Am TO 6 Pm

12×18 in.

HIP

**ONE WAY DO
NOT ENTER**

R-375

One Way Do Not Enter

12×18 in.

HIP

**PARALLEL
PARKING**

R-376

Parallel Parking

12×18 in.

HIP

**PARALLEL
PARKING
<--->**

R-376D

Parallel Parking <--->

12×18 in.

HIP

**PARALLEL
PARKING
--->**

R-376R

Parallel Parking --->

12×18 in.

HIP

**PARK CLOSED
AFTER DARK**

R-378

Park Closed After Dark

12×18 in.

HIP



R-380

Parking ← →

12×18 in.

HIP



R-388

Police Cars Only

12×18 in.

HIP



R-388N

Soliciting By Permit Only

12×18 in.

HIP



R-389

Police Dept Vehicles Only

12×18 in.

HIP



R-390

Police Parking Only

12×18 · 18×24 in.

HIP



R-393

Private Drive

12×18 · 18×24 in.

HIP



R-394

Private Drive No Thru Traffic

12×18 in.

HIP



R-395

Private Parking

18×24 in.

HIP



R-397F

Private Parking

12×18 in.

HIP



R-399

Private Prop No Trespassing

18×24 in.

HIP



R-400

Private Road

12×18 in.

HIP



R-403

Private Road No Trespassing

18×24 in.

HIP

**RESERVED
PARKING
ONLY**

R-420

Reserved Parking Only

12×18 in.

HIP

**RESIDENT
PARKING
ONLY**

R-421

Resident Parking Only

12×18 in.

HIP

**RESTRICTED
AREA
AUTHORIZED
PERSONNEL..**

R-422

Restricted Area
Authorized Personnel...

12×18 in.

HIP

**SENIOR
CITIZEN
PARKING**

R-428

Senior Citizen Parking

12×18 in.

HIP

**SPEED LIMIT
RADAR
ENFORCED**

R-439

Speed Limit Radar
Enforced

12×18 · 18×24 in.

HIP

**STAFF
PARKING
ONLY**

R-440

Staff Parking Only

12×18 in.

HIP

**STREET
CLOSED**

R-443

Street Closed

12×18 in.

HIP

**STUDENT
PARKING**

R-444

Student Parking

12×18 · 18×24 in.

HIP

EG

**30 MINUTE
PARKING
W/TIMES**

R-454A

30 Minute Parking
W/Times

12×18 in.

HIP

**30 MINUTE
PARKING
BETWEEN**

R-455

30 Minute Parking
Between Signs

12×18 in.

HIP

**TRUCK
PARKING
ONLY**

R-464

Truck Parking Only

12×18 in.

HIP

**TWO HOUR
PARKING**

R-469

Two Hour Parking

12×18 in.

HIP



R-480

2 Hr Parking 8:00 Am To 6:00 Pm

12x18 · 18x24 in.

HIP



R-481

2 Hour Parking 8 Am To 6 Pm <--->

12x18 in.

HIP



R-481R

2 Hour Parking 8 Am To 6 Pm --->

12x18 in.

HIP



R-487

15 Minute Parking Only

12x18 in.

HIP



R-491

Visitor Parking

12x18 in.

HIP



R-492

Visitor Parking <---

12x18 · 18x24 in.

HIP



R-503

No Alcoholic Beverages Allowed

12x18 in.

HIP



R-504

No Parking 2:00am - 5:00pm

12x18 in.

HIP



R1-1

Stop Sign

18OCT-48OCT in. (5 sizes)

HIP



R1-2

Yield Sign

18TRI-48TRI in. (5 sizes)

HIP

DG



R1-2AP

To Oncoming Traffic Plaque

24x18 · 36x30 in.

HIP



R1-3

4-Way

12x6 · 18x9 · 24x12 in.

HIP



R1-3A

2-Way

12×6 in.

HIP



R1-3B

3-Way

12×6 in.

HIP



R1-3P

All Way Plaque

18×6 in.

DG

HIP



R1-5AL

Yield Here To Pedestrians
Arrow (Left)

18×24 · 30×42 in.

DG

HIP



R1-5BL

Stop Here For PED (Sym)
W/Left Arrow

18SQ · 24SQ · 30SQ in.

HIP



R1-5BR

Stop Here For PED (Sym)
W/Right Arrow

18SQ · 30SQ in.

HIP



R1-5L

Yield Here To Pedestrians
(Left)

18SQ · 30SQ · 30×30 · 36×36
in.

HIP

DG



R1-5R

Yield Here To Pedestrians
(Right)

18SQ · 30×30 in.

HIP



R1-9

State Law Yield To
Pedestrians (Plaque)

90×24 in.

HIP



R2-1

Speed Limit Sign

18×24-48×60 in. (5 sizes)

DG

HIP



R2-2P

Trucks 40

24SQ in.

HIP



R2-4P

Minimum Speed Plaque

18×24 in.

HIP

**REDUCED
SPEED AHEAD**

R2-5A

Reduced Speed Ahead

18×24 · 18SQ in.

DG

HIP

CITYWIDE

R2-5AP

Citywide Plaque

24×6 in.

HIP



R2-5D

Maximum Speed 10 mph

18×24 · 24×36 in.

HIP

**SPEED LIMIT
25 EXCEPT
WHERE
POSTED**

R2-5D-25

Speed Limit 25 Except
Where Posted

18×24 in.

HIP

**SPEED LIMIT
25**

R2-5DF

Speed Limit 25

18×24 · 24×30 in.

HIP

**UNLESS
OTHERWISE
POSTED**

R2-5P

Unless Otherwise Posted
Plaque

24×18 in.

HIP

**SPEED
CHECKED BY
RADAR**

R2-6

Speed Checked By Radar

18×24 · 24SQ in.

HIP

**RADAR
CONTROLLED**

R2-6A

Radar Controlled

24×18 in.

HIP

**FINES
DOUBLE**

R2-6AP

Fines Double Plaque

24×18 in.

HIP

**\$150
FINE**

R2-6BP

Fine Amount Plaque

24×18 in.

HIP

**END SPEED
ZONE**

R2-7

End Speed Zone

18×24 · 24×20 in.

HIP

**BEGIN
HIGHER
FINES
ZONE**

R2-10

Begin Higher Fines Zone

24×30 in.

HIP



R2-11

End Higher Fines Zone

24×30 in.

HIP



R2-50

Speed Zone Ends

24×30 in.

HIP



R3-1

No Right Turn Sign

18SQ · 24SQ · 30SQ · 36SQ in.

HIP

DG



R3-1A

No Right Turn

24×30 · 30×12 in.

HIP



R3-1B

No Right Turn (Word, Smaller)

18×24 · 30×36 in.

HIP



R3-1P

No Right Turn (Word)

24×18 in.

HIP



R3-2

No Left Turn Sign

24SQ · 30SQ · 36SQ · 48SQ in.

DG

HIP



R3-2A

No Left Turn

24×30 in.

HIP

LEFT LANE
MUST EXIT

R3-2B

No Left Turn (Word, Smaller)

18×24 · 30×36 in.

HIP



R3-2P

No Left Turn (Word)

24×18 in.

HIP



R3-4

No U-Turn Sign

24SQ · 30SQ · 36SQ in.

DG

HIP



R3-4A

No U Turn

18×24 · 24×30 in.

HIP



R3-4B

No U Turn (Word, Smaller)

18×24 in.

HIP



R3-4J

No J Turn

12×18 · 18×24 in.

HIP



R3-4P

No U-Turn (Word)

24×18 in.

HIP



R3-5A

Through Only (Arrow)

18×24 · 24×30 · 30×36 in.

HIP



R3-5BP

Left Lane Plaque

30×12 in.

HIP



R3-5FP

Right Lane Plaque

30×12 in.

HIP




R3-5L

Left Turn Only (Arrow)

18×24 · 24×30 · 30×36 in.

HIP

DG



R3-5L-M

Left Curve Only (Words)

18×24 in.

HIP



R3-5R

Right Turn Only (Arrow)

18×24 · 24×30 · 30×36 in.

HIP

DG




R3-5R-M

Right Turn Only (Words)

18×24 in.

HIP



R3-6L

Left or Through (Optional Lane)

24×30 · 30×36 in.

HIP



R3-6R

Right or Through (Optional Lane)

24×30 · 30×36 in.

HIP



R3-7L

Left Lane Must Turn Left

30SQ · 36SQ in.

DG **HIP**

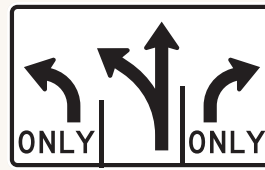


R3-7R

Right Lane Must Turn Right

30SQ · 36SQ in.

DG **HIP**



R3-8A

Three-Lane Combo (Wide)

12SQ · 24SQ · 30DIA · 36×30 in.

HIP **DG**

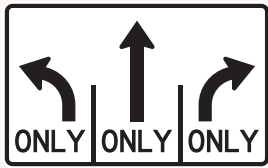


R3-8AC

Lane Control Symbol

36×30 in.

HIP



R3-8B

Three-Lane Combo Only (Wide alt)

48×30 · 60×36 in.

DG **HIP**



R3-8C

Left Only/St Only/Rt Only

48×30 in.

HIP



R3-8CA

Lane Control Symbol

36×30 in.

HIP




R3-8L

Two-Lane Left Turn (Only)

30SQ · 36SQ in.

HIP



R3-8R

Two-Lane Right Turn (Only)

30SQ · 36×30 in.

HIP

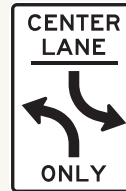


R3-8RF

Directional Arrow

36×30 in.

HIP



R3-9B

Center Lane Only (Two-Way)

24×36 in.

DG



R3-9CP

Begin Plaque

24×8 in.

HIP



R3-9L

Lane Directional

30SQ in.

HIP




R3-12G

Bus Lane Ends

30×36 in.

HIP



R3-16

Lane Ahead W/Symbol

24×30 in.

HIP



R3-17

Bike Lane

24×18 · 24×30 · 30×24 in.

DG

HIP



R3-17AP

Ahead

28×8 · 24×8 in.

HIP

DG



R3-17BP

Ends

24×8 in.

DG

HIP



R3-18

No Left or U-Turn
(Symbol)

24SQ in.

HIP



R3-20R

Begin Right Turn Lane

24×36 in.

HIP



R3-27

Straight Through Only
Required

24SQ · 30SQ in.

HIP



R4-1

Do Not Pass

12×18 · 18×24 · 24×30 in.

HIP



R4-2

Pass With Care

12×18 · 18×24 · 24×30 in.

HIP



R4-3

Slower Traffic Keep Right

24×30 in.

HIP



R4-4

Begin Right Turn Lane
Yield To Bikes

36×30 in.

HIP



R4-5

Trucks Use Right Lane

24×30 in.

DG HIP



R4-6

Truck Lane 500 Feet

24×30 in.

HIP



R4-7

Keep Right Sign

12×18 · 18×24 · 24×30 in.

HIP DG



R4-7A

Keep Right Right-Arrow

12×18 · 18×24 · 24×30 in.

HIP



R4-7B

Keep Right Up-Right
Arrow

18×24 · 24×30 in.

HIP



R4-7C

Keep Right Symbol
Inverted

18×30 in.

HIP



R4-7D

Keep Right (Right Arrow,
Parking Lot)

12×18 · 18×24 in.

HIP

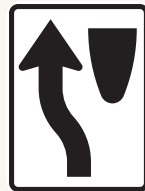


R4-7P

Keep Right (Word)

24×18 in.

HIP



R4-8

Keep Left (Symbol)

18×24 · 24×30 in.

HIP



R4-8A

Keep Left Left-Arrow

12×18 · 18×24 · 24×30 in.

HIP



R4-8B

Keep Left Up-Left Arrow

18×24 in.

HIP




R4-8D

Keep Left (Left Arrow, Parking Lot)

12x18 in.

HIP



R4-8P

Keep Left (Word)

24x18 in.

HIP



R4-9

Stay In Lane

24x30 · 30x36 in.

HIP



R4-11

Bike Symb W/May Use Full Lane

30x30 in.

HIP



R4-17

Do Not Drive On Shoulder

18x24 · 24x30 in.

HIP



R5-1

Do Not Enter Sign

18SQ · 24SQ · 30SQ · 36SQ in.

HIP

DG



R5-1A

Wrong Way Sign

30x18 · 30x24 · 36x24 · 42x30 in.

HIP



R5-1AF

Wrong Way

36x24 in.

HIP



R5-1B

Wrong Way Bike (Compact)

24SQ · 30SQ in.

DG

HIP



R5-1BL

Stop Here For PED W/Left Arrow

30SQ in.



R5-1C

Do Not Enter (Compact Square)

24SQ in.

HIP



R5-2

No Trucks (Symbol)

18SQ-48SQ in. (5 sizes)

HIP

DG



R5-2A

No Trucks

18SQ · 24SQ · 30SQ in.

HIP



R5-2P

No Trucks (Word)

18×12 · 24×18 in.

HIP

DG



R5-2PF

No Trucks

24×18 in.

HIP



R5-3

No Motor Vehicles

12×18–30SQ in. (5 sizes)

HIP

DG



R5-3-4

No Trucks Or Buses

36×30 in.

HIP



R5-4

No Commercial Vehicles

18×24 · 24×30 in.

HIP



R5-5A

Engine Brakes Prohibited

18×24 in.

HIP



R5-5B

Engine Braking Prohibited 24\"/>

24SQ · 36SQ in.

HIP



R5-5C

Exhaust Brakes Prohib

24×30 in.

HIP



R5-6

No Bicycles (Symbol)

12SQ · 24SQ in.

HIP



R5-6P

No Bicycles (Word)

18×12 · 24×18 in.

HIP



R5-10A

No Pedestrians/Bicycles/M...

30×36 in.

HIP

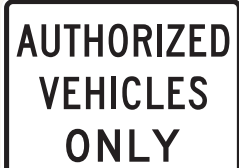


R5-10B

No Pedestrians Or Bicycles

30×18 in.

HIP



R5-11

Authorized Vehicles Only

24×18 in.

HIP



R5-12

No Thru Trucks

18×24 in.

HIP



R6-1D

One Way (Double Faced)

36×12 in.

HIP



R6-1L

One Way Left

18×6 · 24×8 · 36×12 · 48×18 in.

HIP



R6-1R

One Way Right

18×6 · 24×8 · 36×12 in.

HIP



R6-2

One Way Do Not Enter (Combined)

12×18 · 18×24 in.

HIP



R6-2L

One Way (Left)

12×18 · 18×24 · 24×30 in.

HIP



R6-2R

One Way (Right)

12×18 · 18×24 · 24×30 in.

HIP



R6-2S

One Way (Symbol Vertical)

12×18 · 18×24 · 24×30 in.

HIP




R6-3

Divided Highway Symbol

24×18 in.

HIP



R6-4

Chevron Roundabout (Triple)

30×24 · 36×24 in.

DG

HIP



R6-4A

**Chevron Roundabout
(Quad)**

48×24 in.

HIP




R6-4B

**Chevron Roundabout
(Wide)**

60×24 in.

HIP



R6-5P

Roundabout Symbol

18SQ · 30SQ in.

DG

HIP



R6-6

Begin One Way

18×24 · 24×30 in.

HIP



R6-6A

One Way Do Not Enter

18×24 in.

HIP



R6-7

End One Way

18×24 · 24×30 in.

HIP



R7-1

**No Parking Any Time
Sign**

12×18 · 18×24 · 24×30 in.

DG

HIP



R7-1D

**No Parking Any Time
(Both Arrows)**

12×18 · 18×24 · 24×30 in.

HIP



R7-1L

**No Parking Any Time
(Left Arrow)**

12×18 · 18×24 · 24×30 in.

HIP



R7-1R

**No Parking Any Time
(Right Arrow)**

12×18 · 18×24 · 24×30 in.

HIP



R7-2

**No Parking Time Range
(8:30 AM to 5:30 PM)**

12×18 · 18×24 in.

DG

HIP



R7-2A

**No Parking 8:30 AM to
5:30 PM**

12×18 · 18×24 in.

HIP



R7-2P

Times Sign

12×6 · 18×6 in.

HIP



R7-3P

This Side Of Street
Plaque

12×6 · 24×6 in.

HIP



R7-4P

Loading Zone Plaque

12×6 in.

EG HIP



R7-6

No Parking Loading Zone

12×18 in.

HIP



R7-6D

No Parking Loading Zone
←→

12×18 in.

HIP



R7-6L

No Parking Loading Zone
←

12×18 in.

HIP



R7-6P

Between Signs Plaque

12×6 · 18×6 in.

HIP



R7-6R

No Parking Loading Zone
→

12×18 in.

HIP



R7-7

No Parking Bus Stop

12×18 in.

HIP



R7-7L

No Parking Bus Stop ←

12×18 in.

HIP



R7-7P

Fire Zone Plaque

12×6 · 18×6 in.

EG HIP



R7-7R

No Parking Bus Stop --->

12×18 in.

HIP



R7-9

No Parking Bike Lane (Compact)

12x18 in.

HIP



R7-9A

No Parking Bike Lane

12x18 in.

HIP



R7-9B

No Parking Bike Lane (Word)

12x18 in.

HIP



R7-10

No Parking Any Time (Compact)

12x18 in.

HIP



R7-10F

No Parking Any Time W/

12x18 in.

HIP



R7-11

No Parking Shipping And Receiving Only

12x18 · 18x24 in.

HIP



R7-12

Violators Will Be Towed Owner's Expense

12x18 · 18x24 in.

HIP



R7-14

No Parking Any Time Tow Away Zone

12x18 · 18x24 in.

HIP



R7-15

Tenant Parking Only

12x18 in.

HIP



R7-16

Resident Parking Only

12x18 · 18x24 in.

HIP



R7-17

Permit Parking Only

12x18 · 18x24 in.

HIP



R7-18

Tow-Away Zone No Parking

12x18 · 18x24 in.

HIP



R7-19

**Fire Lane No Parking
Tow-Away Zone**

12x18 · 18x24 in.

HIP



R7-20

**No Parking Unauthorized
Vehicles Towed**

12x18 · 18x24 in.

HIP



R7-21

Employee Parking Only

12x18 · 18x24 in.

HIP



R7-22

**Tenant Parking Only
(Variant)**

12x18 in.

HIP



R7-23

Guest Parking Only

12x18 in.

HIP



R7-24

**No Trucks Allowed
(Parking)**

12x18 · 18x24 in.

HIP



R7-25

No Truck Parking

12x18 · 18x24 in.

HIP



R7-25A

No Semi Truck Parking

12x18 in.

HIP



R7-26

No Tractor Trailer Parking

12x18 in.

HIP



R7-26A

No Tractor Trailer Parking

12x18 · 18x24 in.

HIP



R7-27

**Customer Parking Only —
All Others Towed**

12x18 in.

HIP



R7-31AD

No Parking Symbol W/←-→

12x18 in.

HIP



R7-31AL

No Parking Symbol W/<---
-

12x18 in.

HIP



R7-31AR

No Parking Symbol W/---
>

12x18 in.

HIP



R7-32

No Parking Any Time

12x18 in.

HIP



R7-34

No Parking Between
Signs

12x18 · 18x24 in.

HIP



R7-34D

No Parking Between
Signs <--->

12x18 in.

HIP



R7-34L

No Parking Between
Signs Left

12x18 in.

HIP



R7-34R

No Parking Between
Signs Right

12x18 in.

HIP



R7-36

No Parking Fire Lane
(Symbol)

12x18 · 18x24 · 24x30 in.

HIP



R7-36A

No Vehicles Beyond This
Point

12x18 · 18x24 in.

HIP



R7-36D

No Parking Fire Lane <-->

18x24 · 24x30 in.

HIP



R7-36L

No Parking Fire Lane
W/<-----

12x18 in.

HIP



R7-36R

No Parking Fire Lane W/
----->

12x18 in.

HIP



R7-37

No Parking Fire Station

12x18 · 18x24 in.

HIP



R7-38

No Parking Fire Zone

12x18 · 18x24 in.

HIP

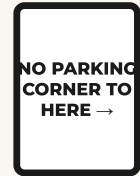


R7-39

No Parking Here To Corner

12x18 · 18x24 in.

HIP



R7-39B

No Parking Corner To Here

12x18 · 18x24 in.

HIP



R7-39L

No Parking Here To Corner W/<----

12x18 in.

HIP



R7-39R

No Parking Here To Corner W/---->

12x18 · 18x24 in.

HIP



R7-40

No Parking In Alley

12x18 · 18x24 in.

HIP



R7-40F

No Parking In Alley

12x18 in.

HIP



R7-41

No Parking In Driveway

12x18 · 18x24 in.

HIP



R7-42

No Parking In This Block

12x18 · 18x24 in.

DG

HIP

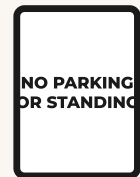


R7-43

No Parking In Walkway

12x18 in.

HIP



R7-44

No Parking Or Standing

12x18 in.

HIP



R7-44F

No Parking Or Standing

12x18 in.

HIP



R7-45

No Parking On The Grass

12x18 · 18x24 in.

HIP



R7-45F

No Parking On The Grass

12x18 in.

HIP



R7-46

No Parking Private Drive

12x18 in.

HIP



R7-47

No Parking Private Property

12x18 · 18x24 in.

HIP



R7-51

No Parking This Side

12x18 · 18x24 in.

HIP



R7-51L

No Parking This Side ←

12x18 in.

HIP



R7-51R

No Parking This Side →

12x18 in.

HIP



R7-52

This Side Of Street

12x18 · 18x24 in.

HIP



R7-53

No Parking Tow Away Zone

12x18 in.

HIP



R7-55

No Parking 7:30 AM to 3:30 PM

12x18 · 18x24 in.

HIP



R7-60

No Parking Staff Only

12x18 in.

HIP



R7-64

No Parking Emergency Exit

12x18 in.

HIP



R7-65

No Parking For Police Vehicles Only

12x18 · 18x24 in.

HIP



R7-66

No Parking For Police Cars Only

12x18 · 18x24 in.

HIP



R7-67

Private Property Do Not Trespass

12x18 in.

HIP



R7-68

No Parking Fire Hydrant

12x18 · 18x24 in.

HIP



R7-69

No Parking Stopping Standing Any Time

12x18 · 18x24 in.

HIP



R7-69B

No Parking Stopping Or Standing

12x18 in.

HIP



R7-70

No Parking Over Night

12x18 · 18x24 in.

HIP



R7-74

No Parking Fire Lane Keep Clear

12x18 · 18x24 in.

HIP



R7-76

No Overnight Parking Violators Towed

12x18 in.

HIP



R7-79

Handicapped Parking Only

12x18 in.

HIP



R7-85

Two Hour Parking

12x18 in.

HIP



R7-85D

Two Hour Parking W ←
→

12×18 in.

HIP



R7-86

Visitor Parking

12×18 in.

HIP



R7-100

No Parking Any Time

12×18 in.

HIP



R7-107

No Parking Bus Stop
(Vertical Banner)

12×18 in.

HIP



R7-201

Tow Away Symbol Plaque

12×6 in.

HIP



R7-201A

Tow Away Zone Plaque

12×6 · 24×6 in.

HIP



R7-202

Private Drive No
Trespassing

12×18 in.

HIP



R7-203

Emergency Snow Route
No Parking If Over 2...

12×18 · 18×24 in.

HIP



R7-250

No Parking Beyond This
Sign

12×18 · 18×24 in.

HIP



R7-252

No Parking Building
Entrance

12×18 in.

HIP



R7-253

No Parking Bus Loading
Zone

12×18 · 18×24 in.

HIP



R7-329

No Parking This Space
Reserved

12×18 in.

HIP



R7-332

No Parking Violators Towed Owner's Expense

12x18 · 18x24 in.

HIP



R7-360

No Parking Fire Lane (Compact)

12x18 · 18x24 in.

HIP



R7-360D

No Parking Fire Lane ↔

12x18 · 18x24 in.

HIP



R7-360L

No Parking Fire Lane ←

12x18 · 18x24 in.

HIP



R7-360R

No Parking Fire Lane --->

12x18 · 18x24 in.

HIP



R7-559

No Motorized Vehicles Permitted12x18 HIP/AI...

12x18 in.

HIP



R8-1

No Parking On Pavement

18x24 · 24x30 in.

HIP



R8-2

No Parking Except On Shoulder

12x18 in.

HIP



R8-3

No Parking Sign

12x18-36SQ in. (6 sizes)

HIP

DG



R8-3A

No Parking (Word)

12x18-36SQ in. (7 sizes)

DG

HIP



R8-3D

No Parking Both Arrows

12x18 · 18x24 · 24x30 in.

HIP



R8-3GP

Loading Zone Plaque

24x18 in.

HIP



R8-3L

No Parking Left Arrow

12×18 · 18×24 in.

HIP



R8-3P

No Parking

24×18 in.

HIP



R8-3R

No Parking Right Arrow

12×18 · 18×24 · 24×30 in.

HIP



R8-4

Emergency Parking Only

30×24 in.

HIP



R8-8

Do Not Stop On Tracks

18×24 · 24×30 · 30×48 in.

HIP



R8-9P

Delivery Entrance

24×18 in.

HIP



R8-10

Stop Here When Flashing

24×36 in.

HIP



R8-10A

Stop Here When Flashing (Arrow, alt)

24×30 in.

HIP



R8-31

No Parking Symb W/No Parking

12×18 · 18×24 in.

HIP



R8-31D

No Parking W/Symbol ←-→

12×18 in.

HIP



R8-31L

No Parking Symbol W/No Parking W/←---

12×18 in.

HIP



R8-31R

No Parking Symbol W/No Parking W/--->

12×18 in.

HIP

**NO PARKING
SYMBOL
W/ANY TME**

R8-32

No Parking Symbol
W/Any Tme

12×18 in.

HIP

**NO PARKING
SYM W/FIRE
LANE**

R8-33

No Parking Sym W/Fire
Lane

12×18 in.

HIP

**NO PARKING
SYMBOL
W/LOADING
ZONE**

R8-35

No Parking Symbol
W/Loading Zone

12×18 · 18×24 in.

HIP

**NO PARKING
SYM W/TIMES**

R8-37

No Parking Sym W/Times

12×18 in.

**NO PARK
SYMB W/THIS
SIDE12X18
HIP/AL...**

R8-52

No Park Symb W/This
Side12×18 HIP/AI R/B/W

12×18 in.

HIP



R9-3

No Pedestrian Crossing
(Symbol)

18SQ in.

DG

HIP

**NO
PEDESTRIAN
CROSSING**

R9-3A

No Pedestrian Crossing
(Word)

12×18 · 18SQ · 24SQ in.

HIP

EG

**NO
PEDESTRIAN
CROSSING**

R9-3AP

No Ped Xing (Plaque)

24×18 in.

HIP

**USE →
CROSSWALK**

R9-3BL

Use Crosswalk Left

18×12 in.

HIP

**USE →
CROSSWALK**

R9-3BR

Use Crosswalk Right

18×12 in.

HIP

**USE PED
SIGNAL
W/BIKE**

R9-5

Use PED Signal W/Bike

12×18 in.

HIP

**PEDESTRIAN
CROSSWALK**

R9-8

Pedestrian Crosswalk

12×18 · 36×18 in.

HIP



R9-10

Sidewalk Closed <--->
Use Other Side

24×12 in.

HIP



R9-11AD

Sidewalk Closed <--->
Cross Here

24×12 in.

HIP



R9-11AL

Sidewalk Closed <---
Cross Here

24×12 in.

HIP



R9-11AR

Sidewalk Closed --->
Cross Here

24×12 in.

HIP



R9-11L

Sidewalk Closed Ahead
<--- Cross Here

24×18 in.

HIP



R9-11R

Sidewalk Closed Ahead -
-> Cross Here

24×18 in.

HIP



R9-014D

Double Arrow

12×6 in.

HIP



R9-17RA9

Engine Braking Prohibited

18×24 in.

HIP



R10-2

Cross Only On Signal

9×12 in.

HIP



R10-3

Push Button For Walk

9×12 in.

HIP



R10-3A

Push Button To Cross /
Wait For Walk

9×15 in.

HIP



R10-3B

Smart Crossing With
Push Button

9×12 in.

HIP



R10-4

Push Button For Green

9×12 in.

HIP



R10-4AL

To Cross ←
Street 9×12 HIP/AL B/W

9×12 in.

HIP



R10-6A

Stop Here On Red (Arrow Left)

24×30 in.

HIP



R10-6L

Stop Here On Red W/Left Arrow

24×36 in.

DG

HIP




R10-6R

Stop Here On Red W/Arrow

24×36 in.

DG



R10-7

Do Not Block Intersection

12×18 · 18×24 · 24×30 in.

HIP

DG




R10-9

Right Turn On Red After Stop

18×24 in.

HIP



R10-10L

Left Turn Signal

18×24 · 24×30 · 30×36 in.

HIP



R10-11

No Turn On Red (Red Ball)

18×24 · 24×30 in.

HIP

DG



R10-11A

No Turn On Red

24×30 · 30×36 in.

HIP



R10-11R

No Right Turn On Red

24×30 in.

HIP



R10-12

Left Turn Yield On Green (Ball)

24×30 · 30×36 in.

HIP



LEFT TURN
YIELD ON
FLASHING
YELLOW...

R10-12A

Left Turn Yield On
Flashing Yellow Arrow

30×36 in.

HIP



EMERGENCY
SIGNAL

R10-13

Emergency Signal

36×24 · 42×30 in.

HIP



NO DUMPING
ALLOWED

R10-20

No Dumping Allowed

18×24 in.

HIP



CROSSWALK
STOP
ON RED

R10-23

Crosswalk Stop On Red

24×30 in.

HIP



PUSH BUTTON
FOR WARNING
LIGHTS
WAIT FOR GAP
IN TRAFFIC

R10-25

Push Button To Turn On
Warning Lights

9×12 in.

HIP



KEEP
OFF
MEDIAN

R11-1

Keep Off Median

24×30 in.

HIP



BRIDGE
OUT

R11-2B

Bridge Closed

30×24 · 48×30 in.

HIP



STREET CLOSED
10 MILES AHEAD
LOCAL TRAFFIC ONLY

R11-3A

Road Closed N Miles
Ahead Local Traffic Only

60×30 in.

HIP



BRIDGE OUT
12 MILES AHEAD
LOCAL TRAFFIC ONLY

R11-3B

Bridge Out N Miles Ahead
Local Traffic Only

60×30 in.

HIP



ROAD CLOSED
LOCAL
TRAFFIC
ONLY

R11-3C

Road Closed Local Traffic
Only

60×30 in.

HIP



ROAD CLOSED
TO
THRU TRAFFIC

R11-4

Road Closed To Thru
Traffic

30×24 · 48×30 · 48×36 ·
60×30 in.

HIP

DG



LOCAL
TRAFFIC
ONLY

R11-5

Local Traffic Only

24SQ · 30SQ in.

HIP



R11-9

Thru Trucks Prohibited

18x24 · 24x30 in.

HIP



R11-9A

Thru Traffic Prohibited

18x24 · 24x30 in.

HIP



R11-9B

No Trucks Allowed

24x30 in.

HIP



R12-1

Weight Limit 10 Tons

12x18 · 18x24 · 24x30 in.

HIP

DG



R12-2

Axle Weight Limit 5 Tons

18x24 · 24x30 in.

HIP



R12-3

No Trucks Over 7000 lbs Empty Weight

18x24 · 24x36 in.

HIP

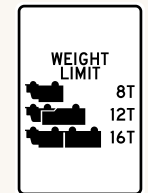


R12-4

Weight Limit Tons Per Axle

36x24 in.

HIP



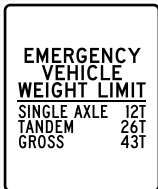
R12-5

Weight Limit Truck Symbols

24x36 · 30x36 · 30x42 in.

DG

HIP

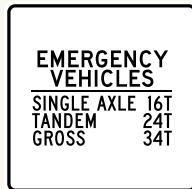


R12-7

Emergency Vehicle Weight Limits

30x36 in.

HIP



R12-7AP

Emergency Vehicles Weight Plaque

30SQ in.

HIP



R12-1104

Weight Limit Tons 18x24 HIP/Al B/W

18x24 in.

HIP



R13-9A

Thru Truck Route W/Up Arrow

18x24 in.

HIP



R13-9L

Thru Truck Route ←---

24×30 in.

HIP



R13-9R

Thru Truck Route --→

24×30 in.

HIP



R14-1

Truck Route

18×12 · 24×18 in.

HIP

DG



R14-1D

Truck Route W/Double Arrow

24×18 in.

HIP



R14-1R

Truck Route →

24×18 in.

DG



R14-4

Truck Permitted Symbol

30SQ in.

HIP



R14-5

Trucks Prohibited Symbol

18SQ · 24SQ · 30SQ in.

HIP



R14-8

Cross Traffic W/Arrows

24SQ in.

HIP

DG



R15-3

EXEMPT Plaque
(Black/White)

24×12 in.

HIP




R15-8

Look (Both Directions
Arrow)

18×9 · 36×18 in.

HIP



R16-1

Seat Belt Symbol

18×24 in.

HIP



R16-1C

Buckle Up It'S The Law

18×24 in.

HIP

**NO THRU
TRAFFIC**

R18-1

No Thru Traffic

30SQ in.

HIP

**DEAD END
STREET**

R18-2

Dead End Street

24SQ in.

HIP

**NOT A THRU
STREET**

R18-3A

Not A Thru Street

18×24 in.

HIP

**STRICTLY
ENFORCED**

R21-2P

Strictly Enforced

36×18 in.

HIP

**ENGINE
BRAKING
PROB**

R42-1

Engine Braking Prob

36SQ in.

HIP

**ENGINE
BRAKING
PROHIBITED36"SQ
HIP/AL**

R42-1E

Engine Braking
Prohibited36" Sq HIP/Al

36SQ in.

HIP

**NOISE
ORDINANCE
ENFORCED**

R52-9A

Noise Ordinance
Enforced

24×18 · 24×30 · 30×24 in.

HIP

**NO PARKING
11:00 PM TO
5:00 AM**

RS7-2

No Parking 11:00 Pm To
5:00 Am

12×18 in.

HIP

**NO PARKING
11:00 PM TO
5:00 AM**

RS7-2F

No Parking 11:00 Pm To
5:00 Am

12×18 in.

HIP

NO PARKING

RS7-3

No Parking (Symbol Pre-
Print)

12×18 · 18×24 in.

HIP

NO PARKING

RS7-3D

No Parking (Symbol Pre-
Print Variant)

12×18 · 18×24 in.

DG

HIP

**NO PARKING
W/SYMBOL**

RS7-3F

No Parking W/Symbol

12×18 in.

HIP



RS7-3L

No Parking Left Arrow

12x18 · 18x24 in.

DG

HIP



RS7-3R

No Parking Right Arrow

12x18 · 18x24 in.

DG

HIP



RS7-4

No Parking Symbol W/←
->

12x18 in.

DG

HIP



RS7-4L

No Parking Symbol W/←
-

12x18 in.

DG

HIP



RS7-4R

No Parking Symbol W/--
>

12x18 in.

DG



RS7-6

No Parking Symbol
W/Loading Zone

12x18 · 18x24 in.

HIP



RS7-6A

No Parking Loading Zone

12x18 in.

HIP



RS7-7A

No Parking Bus Stop

12x18 in.

HIP



RS7-11

No Parking Any Time
(Symbol)

12x18 · 18x24 in.

HIP



RS7-11D

No Parking Any Time
(Symbol, Variant)

12x18 in.

HIP

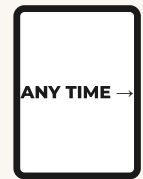


RS7-11L

No Parking Any Time Left

12x18 in.

HIP



RS7-11R

No Parking Any Time
Right

12x18 in.

HIP



NO PARKING
SYMBOL
W/FIRE LANE

RS7-36

No Parking Symbol
W/Fire Lane

12×18 in.

HIP



NO PARKING
SYMBOL
W/FIRE LANE
W/←----

RS7-36L

No Parking Symbol
W/Fire Lane W/←----

12×18 in.

HIP



NO PARKING
SYM W/THIS
SIDE OF
STREET

RS7-52

No Parking Sym W/This
Side Of Street

12×18 · 18×24 in.

HIP



TOW AWAY
ZONE

RS7-53

Tow Away Zone

18×24 in.

HIP



R/W

RW-KS

Delineator — Combo
(R/W KS)

3×8 in.

HIP



SLOW
CHILDREN
W/FIGURE

S-7

Slow Children W/Figure

18×24 in.

HIP



SLOW
CHILDREN
W/FIGURE

S-7F

Slow Children W/Figure

18×24 in.

HIP



SLOW
CHILDREN
PLAYING
W/FIG

S-8

Slow Children Playing
W/Fig

18×24 in.

DG



WATCH FOR
CHILDREN

S-14

Watch For Children

30DIA in.

HIP



METAL
BRIDGE
DECK

S-16

Watch Out For Children

18×24 · 30DIA in.

DG

HIP



NO PARKING
DURING
SCHOOL
HOURS

S-18

No Parking During School
Hours

12×18 · 18×24 in.

HIP



FOOD - PHONE
GAS - LODGING
HOSPITAL
CAMPING
EXIT 38

S-18A

No Parking During School
Hours

12×18 in.

HIP



S-33

Slow 20 MPH

24×30 in.

HIP



S-50A

Fasten Seat Belts

12×18 in.

HIP



S-2418

We Love Our Children 24×18 HIP/AL...

24×18 in.

HIP



S4-1A

Times Sign

36×18 in.

HIP



S4-4

When Flashing Plaque (School)

24×10 in.

HIP



S5-2

End School Zone

24×30 in.



S5-3

End School Speed Limit

18×24 · 24×30 in.

HIP



S7-1T

Cell Phone Use Prohibited Up To \$200...

24×18 in.

HIP



SC-1

Caution Speed Bump

18×24 in.

HIP



SC-3

No Parking School Days 8 AM-4 PM

12×18 in.

HIP



SC-9

Student Drop-Off And Pick-Up Area

12×18 · 24SQ in.

HIP



SR-1

Emergency Snow Route

12×18 in.

HIP



SR-2

Snow Route No Parking (Vehicle Cleared)

12x18 in.

HIP



SR-2F

Snow Route No Parking 12x18 HIP/PS...

12x18 in.

HIP



SR-3

Emergency Snow Route (Blue)

12x18 · 18x24 in.

HIP



SR-4

Emergency Snow Route (Blue, alt)

12x18 in.

HIP



SR-13

Drug Free Gun Free 18x24 HIP/AI B/R/W

18x24 in.

HIP



SR-22

No Loitering Allowed

12x18 · 18x24 in.

HIP



SR-23

Drug Free School Zone

12x18 · 18x24 in.

HIP



SR-24

No Rollerblades Skateboards or Bicycle...

12x18 · 18x24 in.

HIP



SR-25

This Property Protected 12x18 HIP/AI...

12x18 in.

HIP




SR-25-1824HA

This Property Protected 18x24 HIP/AI...

18x24 in.

HIP

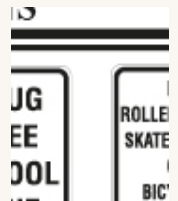


SR-27

This Property Is Protected By Surveillan...

12x18 · 18x24 in.

HIP




SR-28

Notice — Property Protected By Video...

12x18 · 18x24 in.

HIP



SR-29

No Alcoholic Beverages Allowed

12×18 · 18×24 in.

HIP



SR-32

No Motorized Vehicles

18×12 · 24×18 in.

HIP



SR-33

No Smoking

12×18 · 18×24 in.

HIP

SEWER LINE

SW-11

Sewer Line Marker

9×6 in.

HIP



SZ-9

No Off-Road Vehicles

12×18 · 18×24 in.

HIP



W-30BC

Bridge Closed

24DIA · 30DIA in.

HIP

DG



W3-1

Stop Ahead Sign

48DIA-36DIA in. (5 sizes)

HIP

DG

CROSS TRAFFIC DOES NOT STOP

W4-4P

Cross Traffic Does Not Stop

36×18 · 48×24 · 24×12 in.

HIP



W5-1

Road Narrows

24DIA · 30DIA · 36DIA in.

HIP



W5-7L

Arrow W/Left Jog

30DIA · 24DIA in.

HIP



W8-23

No Shoulder

30DIA in.

HIP



W8-25

Shoulder Ends

30DIA · 36DIA in.

HIP



NO TRAIN
HORN

W10-9P

No Train Horn

18×12 · 24×18 · 30×24 in.

HIP



100 FEET
BETWEEN
TRACKS AND
HIGHWAY

W10-11A

100 Feet Between Tracks
and Highway

30×36 in.

HIP



BIKE
X-ING

W11-1P

Bike Xing Plaque

24×18 · 18×12 in.

HIP



W11-8

Fire Station / Emergency
Vehicle

36DIA · 24DIA · 30DIA in.

HIP



NO
TRAFFIC
SIGNS

W18-1

No Traffic Signs

24DIA · 30DIA · 36DIA in.

HIP



DO NOT
ENTER WHEN
FLOODED

W18-3

Do Not Enter When
Flooded

18×24 · 24×30 in.

HIP



W18-16

Trucks Entering Highway

30DIA · 36DIA in.

DG

HIP



CAUTION
WASTEWATER
LAGOON

WW-27

Caution Wastewater
Lagoon

24×12 in.

HIP



WASTEWATER
TREATMENT
FACILITY NO
TRESPASSING

WW-31

Wastewater Treatment
Facility No Trespassing

42×18 in.

HIP



KEEP OUT
WASTEWATER
STABILIZATION
PONDS

WW-34

Keep Out Wastewater
Stabilization Ponds

24×18 in.

HIP



WATER
TREATMENT
FACILITY NO
TRESPASSING

WW-38

Water Treatment Facility
No Trespassing (Custo...

36×24 in.

HIP

WARNING SIGNS

Yellow diamond W-series warnings — curves, intersections, pedestrians, school zones, animal crossings — built to last on every road condition.



FW3-6A

Cattle Guard Ahead

24×24 · 30DIA in.

HIP



G-164221

Emergency Stop Button

10×7 in.



K-4296

Share The Road
W/Bicycle

24DIA in.

HIP



K-6413

Watch For Ice

30DIA in.

HIP



K-6534

Pedestrian Crossing
W/Symbol

36DIA in.

HIP



M6-2A

Left Diagonal Arrow

21×15 in.

HIP



N-19

Caution Speed Bumps
Ahead

12×18 · 18×24 in.

HIP



N-20

Speed Bump Ahead

12×18 · 18×24 in.

HIP



N-20A

Speed Hump Ahead

18×24 in.

HIP



N-20E

Speed Bump

18×24 in.

HIP



OM3-6D

Object Marker, Double
Faced

6×24 in.

HIP



OM3-10C

Type III Center Object
Marker

10×30 in.

HIP



OM3-12C

Type III Object Marker-Center

12×36 in.

HIP



OM3-12D

Type III Object Marker, Double-Faced

12×36 in.



OM3-C

Type 3 Object Marker — Center Only

12×36 · 6×24 in.

HIP



R14-1AL

Dead End W/←

36×8 in.

HIP



R14-9

Look Again Cross Traffic Does Not Stop

30×24 in.

HIP



RA-30

Dirt Road

30DIA in.

DG



RA-30F

Dirt Road

30DIA in.

DG



S-15

Caution Children At Play

24DIA in.

HIP



S-15A

Caution Slow Down School Crossing

18×24 in.

HIP



S-17

Deaf Child Area

24DIA · 30DIA in.

HIP



S-27

Caution Children

18×24 in.

DG

HIP



SP-1

Watch For High Water

30DIA in.

HIP



W-62

Street Closed

24DIA · 30DIA in.

HIP



W-64F

Caution

30×30 · 36DIA in.

HIP



W-65

Church

24DIA · 30DIA in.

HIP



W-BLANK1

Blank

18×18 · 24×36 in.

HIP



W-RE

Rock Ends

30×30 in.

HIP



W1-1AL

Turn Left with Advisory Speed

24DIA · 30DIA · 36DIA in.

HIP



W1-1L

Turn Left

18DIA-48DIA in. (5 sizes)

HIP

DG



W1-1R

Turn Right

18DIA · 24DIA · 30DIA · 36DIA in.

HIP

DG



W1-2AL

Curve Left with Advisory Speed

30DIA · 36DIA in.

HIP



W1-2AR

Curve Right with Advisory Speed

30DIA · 36DIA in.

DG

HIP



W1-2L

Curve Left

18DIA · 24DIA · 30DIA · 36DIA in.

HIP

DG



W1-2R

Curve Right

18DIA · 24DIA · 30DIA · 36DIA in.

HIP

DG



W1-3L

Reverse Turn Left

18DIA · 24DIA · 30DIA · 36DIA
in.

HIP



W1-3R

Reverse Turn Right

18DIA · 24DIA · 30DIA · 36DIA
in.

HIP DG



W1-4BR

Double Lane Transition

30DIA in.

HIP



W1-4L

Reverse Curve Left

18DIA-48DIA in. (5 sizes)

HIP DG



W1-4R

Reverse Curve Right

18DIA-48DIA in. (5 sizes)

HIP DG



W1-5L

Winding Road Left

18DIA · 24DIA · 30DIA · 36×36
in.

HIP DG



W1-5R

Winding Road Right

18DIA · 24DIA · 30DIA · 36DIA
in.

HIP



W1-6

**One-Direction Large
Arrow**

24×12 · 36×18 · 48×24 ·
60×30 in.

HIP



W1-7

**Two-Direction Large
Arrow**

24×12-60×30 in. (5 sizes)

HIP DG



W1-8

Chevron Alignment Sign

12×18 · 18×24 · 24×30 ·
30×36 in.

HIP DG



W1-8-DF

Chevron (Double Faced)

12×18 · 18×24 in.


HIP




W1-8A

Double Chevron

36×24 in.



W1-10



24DIA · 30DIA in.

HIP



W1-10ALF

Left Curve W/Cross Road

36×36 in.

HIP



W1-10ARF

Right Curve W/Cross Road

36×36 in.

HIP



W1-10BL

Left Curve W/Straight Road

30DIA · 36DIA in.

HIP



W1-10BLF

Left Curve W/Straight Road

36×36 in.

HIP



W1-10BR

Right Curve W/Straight Road

30DIA · 36DIA in.

HIP

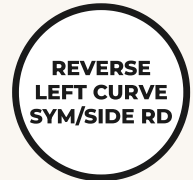


W1-10BRF

Right Curve W/Straight Road

36×36 in.

HIP



W1-10DL

Reverse Left Curve Sym/Side Rd

36DIA in.

HIP



W1-10DR

Reverse Right Curve Sym/Side Rd

30DIA in.

HIP



W1-10E

Right Reverse Turn W/Intersection

30DIA in.

HIP



W1-10L

Left Curve Sym W/Side Rd

24DIA · 30DIA · 36DIA · 48DIA in.

HIP

DG



W1-10LK

Left Curve Sym W/Side Road

36DIA in.



W1-10R

Right Curve Sym W/Side Rd

24DIA · 30DIA · 36DIA · 48DIA in.

HIP DG



W1-11

Arrow Symbol

24DIA · 30DIA in.

HIP



W1-11L

Left Arrow Symbol

30DIA in.

HIP



W1-13

Truck Roll Over Sym

30DIA in.



W1-15

Right Circle Curve Sym

30DIA in.

HIP



W2-1

Cross Road Warning Sign

18DIA-48DIA in. (5 sizes)

HIP DG



W2-2

Side Road

18DIA-48DIA in. (5 sizes)

HIP DG



W2-3R

T-Intersection Right

30DIA · 36DIA in.

HIP



W2-4

Y-Intersection

18DIA · 24DIA · 30DIA · 36DIA in.

HIP DG



W2-5

Y-Intersection (Alt)

24DIA · 30DIA · 36DIA in.

HIP



W2-6

Roundabout / Traffic Circle Ahead

24DIA · 30DIA · 36DIA in.

HIP



W2-7L

Offset Intersection Left

30DIA · 36DIA in.

HIP



W2-7R

Offset Intersection Right

30DIA in.

HIP



W2-8

Double Side Road Symbol

30DIA in.

HIP



W2-64

Slow

24DIA · 30DIA · 36DIA in.

HIP



W3-1A

Stop Ahead (Word, large)

24DIA · 30DIA · 36DIA · 48DIA in.

HIP



W3-1AP

Stop Ahead (Word Plaque)

24×18 in.

HIP



W3-1P

Stop Ahead

24×18 in.

HIP



W3-2

Yield Ahead (Symbol)

18DIA · 30DIA · 36DIA · 48DIA in.

DG

HIP



W3-2A

Yield Ahead (Word, large)

30DIA · 36DIA in.

HIP



W3-2AP

Yield Ahead

24×18 in.

HIP



W3-3

Signal Ahead Sign

30DIA · 36DIA · 48DIA in.

HIP



W3-3A

Signal Ahead (Word, large)

30DIA · 36DIA in.

HIP



W3-3P

Signal Ahead Plaque

24×18 · 30×24 in.

HIP



W3-5

Reduced Speed Limit Ahead

30DIA · 36DIA · 48DIA in.

HIP



W3-5A

XX MPH Speed Zone Ahead

30DIA · 36DIA in.

HIP



W3-5B

Reduced Speed Ahead (Words)

30DIA · 36DIA in.

HIP



W4-1L

Merge Left

30DIA · 36DIA · 48DIA in.

HIP



W4-1R

Merge Right

30DIA · 36DIA · 48DIA in.

HIP



W4-3L

Added Lane Left

30DIA in.

HIP



W4-3R

Added Lane Right

30DIA · 36DIA · 48DIA in.

HIP



W4-4AP

Traffic From Left Does Not Stop

24×12 in.

HIP



W4-4APL

Traffic From Left Does Not Stop

24×12 in.

HIP



W4-4APR

Traffic From Right Does Not Stop

24×12 in.

DG

HIP



W4-4BP

Oncoming Traffic Does Not Stop

24×12 in.

HIP



W4-6

Entering Roadway Merge

30DIA · 36DIA in.

HIP




W4-6L

Entering Roadway Added Lane Left

24DIA in.

HIP


 Thru Traffic Merge Left (W4-7L)

W4-7L

Thru Traffic Merge Left

30DIA · 36DIA · 48DIA in.

HIP

 Thru Traffic Merge Right (W4-7R)

W4-7R

Thru Traffic Merge Right

30DIA · 36DIA · 48DIA in.

HIP




W5-2

Narrow Bridge

18DIA · 24DIA · 30DIA · 36DIA in.

HIP

 Narrow Bridge Plaque (W5-2AP)

W5-2AP

Narrow Bridge Plaque

24×18 in.

HIP



W5-2P

Narrow Bridge

24×18 in.

HIP



W5-3

One Lane Bridge

24DIA · 30DIA · 36DIA in.

HIP



W5-3-A

One Lane Bridge Ahead

24DIA in.

HIP



W5-3A

One Lane Bridge Ahead

30DIA in.

HIP



W5-4A

Bikeway Narrows

18DIA · 30DIA in.

HIP



W5-5

Road Closed (Warning)

24DIA · 30DIA · 36DIA · 48DIA in.

HIP

DG



W5-7R

Arrow W/Right Jog

24DIA · 30DIA in.

HIP



W6-1

Divided Highway

30DIA · 36DIA in.

HIP **DG**



W6-1A

Divided Highway (alt)

36DIA in.

HIP



W6-1P

Divided Highway Plaque

24×18 in.

HIP



W6-2

Divided Highway Ends

30DIA · 36DIA in.

HIP



W6-2F

Divided Hwy Ends

36DIA in.

HIP



W6-3A

Two Way Traffic

30DIA in.

HIP



W6-3P

Two Way Traffic Plaque

24×18 in.

HIP



W7-1

Hill Warning Sign

24DIA · 30DIA in.

DG **HIP**



W7-1A

Hill

24DIA · 30DIA in.

HIP



W7-1B

Hill Symbol W/%

24DIA · 30DIA in.

DG



W7-1C

Hill (Word)

30DIA in.

HIP



W7-2

Steep Hill Symbol 9%

30DIA in.

HIP



W7-2B

Trucks Use Lower Gear

24×18 in.



W7-2P

Use Low Gear Plaque

24×18 in.

HIP




W7-3AP

Next __ Miles Plaque

24×18 in.

DG

HIP



W7-3P

__% Grade

24×18 in.

HIP



W7-5

Hill Bicycle

18DIA · 30DIA in.

HIP

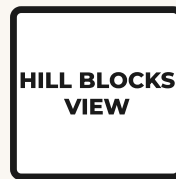


W7-6

Hill Blocks View

24DIA · 30×30 · 36DIA in.

HIP



W7-6F

Hill Blocks View

30×30 in.

HIP



W8-1

Bump

18DIA–48DIA in. (5 sizes)

HIP



W8-1A

Bump Ahead

24DIA · 30DIA · 36DIA in.

HIP



W8-2

Dip

18DIA · 24DIA · 30DIA · 36DIA in.

HIP

DG



W8-3

Pavement Ends

24DIA · 30DIA · 36DIA · 48DIA in.

HIP



W8-4

Soft Shoulder

24DIA · 30DIA in.

HIP



W8-4AP

Ice

24×12 in.

HIP



W8-5

Slippery When Wet
(Symbol)

24DIA · 30DIA · 36DIA in.

HIP



W8-5A

Slippery When Wet

24DIA · 30DIA in.

HIP



W8-5P

When Wet Plaque

24×18 in.

HIP



W8-6

Truck Crossing

24DIA · 30DIA · 36DIA in.

HIP



W8-6F

Truck Crossing

30DIA in.

HIP



W8-7

Loose Gravel

24DIA · 30DIA · 36DIA in.

HIP

DG



W8-8

Rough Road

24DIA · 30DIA · 36DIA in.

HIP



W8-9

Low Shoulder

24DIA · 30DIA · 36DIA in.

HIP



W8-9A

Shoulder Drop-Off

24DIA · 30DIA · 36DIA · 48DIA
in.

HIP



W8-10

Bicycle Slippery Surface

18DIA · 30DIA in.

HIP



W8-10A

Slippery When Wet (Trail
Plaque)

12×9 · 24×18 in.

HIP



W8-10P

Slippery When Wet
Plaque

12×9 in.

HIP



W8-13

Bridge Ices Before Road

30DIA · 36DIA in.

HIP



W8-13F

Bridge Ices Before Road

30DIA in.

HIP



W8-14

Watch For Turning
Vehicles

30×30 · 36×36 in.

HIP



W8-15

Grooved Pavement

36DIA in.

HIP



W8-15P

Motorcycle Plaque

24×18 in.

HIP



W8-16

Caution

24DIA · 30DIA · 36DIA in.

HIP



W8-17P

Shoulder Drop-Off
Plaque

12×9 · 24×18 in.

HIP



W8-18

Road May Flood

24DIA · 30DIA · 36DIA in.

HIP



W8-18F

Road May Flood

30DIA in.

HIP



W8-21

Gusty Winds Area

30DIA in.

HIP



W8-24

Dangerous Intersection

24DIA · 30DIA · 36DIA in.

HIP

DG



W8-GE

Gravel Ends

24DIA · 30DIA · 36DIA in.

HIP



W9-1L

Left Lane Ends

30DIA · 36DIA · 48DIA in.

HIP



W9-1R

Right Lane Ends

30DIA · 36DIA · 48DIA in.

HIP DG




W9-13L

Left Lane W/Diag Arrow

30DIA in.

HIP



W10-2L

Light Rail Crossroad — Left

30DIA · 36DIA in.

HIP




W10-2LF

Left Track W/Crossroad

36×36 in.

HIP



W10-2R

Light Rail Crossroad — Right

30DIA · 36DIA in.

HIP



W10-3

Side Road W/RR Tracks

30DIA in.

HIP



W10-3RF

RR Right Of Side Road

36DIA in.

HIP



W10-4LF

T Intersection W/RR Tracks

36DIA in.

HIP



W10-5

Light Rail Approach (Symbol)

30DIA · 36DIA in.

HIP



W10-5P

Low Ground Clearance

24×18 · 30×24 in.

HIP



W10-8

Trains May Exceed 80 MPH

30DIA in.

HIP



W10-9

No Train Horn

30DIA · 36DIA in.

HIP



W10-15P

Rough Crossing Plaque

24×18 · 30×24 in.

HIP



W11-1

Bicycle Warning Sign

18DIA · 24DIA · 30DIA · 36DIA in.

HIP



W11-2

Pedestrian Crossing Sign

18DIA-48DIA in. (5 sizes)

HIP



W11-2A

Caution Pedestrians

24DIA · 36DIA in.

HIP



W11-2P

Ped Xing Plaque

18×12 · 24×18 in.

HIP

DG



W11-2R

Adv PED Crossing Sym (Right)

30DIA in.

HIP



W11-3

Deer Crossing

24DIA · 30DIA · 36DIA in.

HIP



W11-3P

Deer Xing Plaque

24×18 in.

HIP



W11-4

Cattle Crossing

24DIA · 30DIA · 36DIA in.

HIP



W11-5

Farm Machinery

30DIA · 36DIA in.

HIP



W11-5A

Tractor Crossing

30DIA in.

HIP



W11-5P

Farm Machinery

24x18 in.

HIP



W11-5PA

Tractor Xing

24x18 in.

HIP



W11-6

Snowmobile Crossing

30DIA in.

HIP



W11-7

Equestrian Crossing

18DIA · 24DIA · 30DIA · 36DIA in.

HIP

DG



W11-7P

Equestrian Xing Plaque

24x18 in.

HIP



W11-8P

Fire Station Plaque

24x18 in.

HIP



W11-9

Handicap Crossing

24DIA · 30DIA · 36DIA in.

HIP



W11-10

Truck Crossing (warning)

30DIA in.

HIP



W11-11

Golf Cart Crossing

30DIA in.

HIP



W11-11P

Golf Cart Xing Plaque

24x18 in.

HIP



W11-12P

Emergency Signal Ahead

24x18 in.

HIP



W11-14

Horse-Drawn Vehicle Crossing

24DIA · 30DIA · 36DIA in.

HIP



W11-15

Bicycle / Trail Crossing

30DIA · 36DIA · 48DIA in.

HIP



W11-15A

Trail Crossing

30DIA in.

HIP



W11-15P

Trail X-Ing

24×18 · 30×24 in.

DG

HIP



W11A-1

Bicycle Crossing Symbol

30DIA in.

HIP



W11A-2

Pedestrian Crossing

24DIA · 30DIA · 36DIA · 48DIA in.

HIP

DG



W11A-2P

PED Xing

24×18 in.



W11B-2

Pedestrian Crossing

30DIA · 36DIA in.

HIP



W12-1

Double Arrow (Pass on Either Side)

24DIA · 30DIA · 36DIA · 48DIA in.

HIP



W12-1A

Diagonal Down Arrow

30×30 in.

HIP



W12-2

Low Clearance Height

18DIA · 24DIA · 30DIA · 36DIA in.

HIP



W12-2A

Low Clearance Word/Height

78×24 in.

HIP



14 FT 4 IN

W12-2AP

Low Clearance Plaque

24×12 · 24×18 in.

HIP



W12-52

Maximum Width

30DIA · 36×36 in.

HIP



W13-1

__ Mph

18SQ · 24SQ · 30SQ in.

HIP



W13-5

Curve W/25 Mph

24×30 in.

HIP



W14-1

Dead End Sign

24DIA · 30DIA · 36DIA in.

HIP



W14-1A

Not A Through Street

24DIA · 30DIA · 36DIA in.

HIP



W14-1AD

Dead End W/Arrow,
Double Faced

36×8 in.

HIP



W14-1AL

Dead End Left Arrow

36×8 in.

HIP



W14-1AR

Dead End Right Arrow

36×8 in.

HIP



W14-1B

Not A Through Street

24DIA · 30DIA · 36DIA in.

HIP



W14-2

No Outlet

18DIA · 24DIA · 30DIA · 36DIA
in.

HIP

DG



W14-2A

No Outlet

36×8 in.



W14-2AD

No Outlet W/Arrow,
Double Faced

36×8 in.

HIP



W14-2AL

No Outlet Left Arrow

36×12 · 36×8 in.

HIP



W14-2AR

No Outlet Right Arrow

36×12 · 36×8 in.

HIP



W14-2PL

No Outlet W/Left Arrow

36×12 in.



W14-2PR

No Outlet W/Right Arrow

36×12 in.



W14-3

No Passing Zone Pennant

30×40 · 36×48 in.

HIP



W14-4

Limited Sight Distance

30DIA · 36DIA in.

HIP



W14-7

Water Over Road

24DIA · 30DIA · 36DIA in.

HIP



W14-8

Caution Plant Entrance

30DIA in.

HIP



W14-9

Hidden Entrance

24DIA · 30DIA · 36DIA in.

HIP



W14-9A

Hidden Drive

30DIA in.

HIP



W15-1

Playground Ahead

36DIA in.

HIP



W15-1P

Playground

24×18 in.

HIP



W15-2

Watch For Children
W/Symb

30DIA in.



W15-4

Caution Child Playing
W/Fig

30DIA in.

HIP



W15-5

Water Over Road

30DIA · 36DIA in.

HIP



W16-1

Share The Road

18×24 · 24DIA · 30DIA in.

HIP



W16-1A

Share The Road Plaque
(Diamond)

30DIA in.

HIP




W16-1P

Playground Plaque

18×24 in.

HIP



W16-1PR

Right Turn Symbol

24×18 in.

HIP



W16-2

Feet

24×18 · 30×18 in.

HIP



W16-2A

ft

24×12 · 24×18 in.

HIP



W16-2AP

200 ft Plaque

24×12 · 30×18 in.

HIP



W16-2APF

ft

30×18 in.

DG



W16-2P

200 Feet Plaque

24x18 in.

HIP

DG



W16-3

Trucks Entering Highway

24DIA · 30x30 · 36DIA · 48DIA in.

HIP



W16-3AP

Next __ Miles Plaque

30x12 in.

HIP



W16-3P

Mile

24x18 · 30x24 in.

HIP



W16-4P

Next

18x12 · 24x18 in.

HIP



W16-5

High Water

24DIA · 30DIA · 36DIA in.

HIP



W16-5PL

Left Arrow Plaque (FYG)

24x12 · 24x18 · 30x1 · 30x18 in.

HIP



W16-5PR

Right Arrow Plaque (FYG)

24x18 in.

HIP



W16-6

Watch For Ice On Bridge

24DIA · 30DIA in.

HIP



W16-6PL

Left Bend Arrow Plaque (FYG)

24x18 in.

HIP



W16-6PR

Right Bend Arrow Plaque (FYG)

24x18 in.

HIP



W16-7

Speed Bump Ahead

24DIA · 30DIA · 36DIA in.

HIP

A yellow rectangular plaque with a black border containing the text "First St".

First St

W16-8P

Street Name Plaque
(Yellow)

varies in.

HIP

A yellow rectangular sign with a black border containing the text "AHEAD".

AHEAD

W16-9

Loose Livestock

30DIA in.

HIP

A circular sign with a black border containing the text "OPEN RANGE".

OPEN RANGE

W16-9A

Open Range

30DIA in.

HIP

A yellow square plaque with a black border containing the text "TRAFFIC CIRCLE".

TRAFFIC
CIRCLE

W16-12P

Traffic Circle Plaque

24×18 in.

HIP

A yellow rectangular plaque with a black border containing the text "WHEN FLASHING".

WHEN
FLASHING

W16-13P

When Flashing Plaque

24×18 in.

HIP

A yellow rectangular plaque with a black border containing the text "NEW".

NEW

W16-15P

New Plaque

24×12 in.

HIP

A square sign with a black border containing the text "SHARE THE ROAD".

SHARE THE
ROAD

W16-16P

Share The Road

24×18 in.

HIP

A square sign with a black border containing the text "ROUNDAABOUT".

ROUNDAABOUT

W16-17P

Roundabout

24×12 in.

HIP

A square sign with a black border containing the text "NOTICE".

NOTICE

W16-18P

Notice

24×12 in.

HIP

A yellow diamond-shaped sign with a black border containing the text "SPEED HUMP".

SPEED
HUMP

W17-1

Speed Hump

24DIA · 30DIA · 36DIA in.

HIP

A circular sign with a black border containing the text "SPEED BUMP".

SPEED BUMP

W17-1A

Speed Bump

24DIA · 30DIA in.

HIP

A yellow diamond-shaped sign with a black border containing the text "FLOOD AREA AHEAD".

FLOOD AREA
AHEAD

W18-2

Flood Area Ahead

24DIA · 30DIA · 36DIA in.

HIP



W18-4

Low Water Crossing Ahead

24DIA · 30DIA · 36DIA in.

HIP



W18-5

High Water

24DIA · 30DIA · 36DIA in.

HIP



W18-5F

Minimum Maintenance Road

30DIA in.

HIP



W18-6

Minimum Maintenance Road

24×24 · 30DIA · 36DIA in.

HIP



W18-6A

No Maintenance Travel At Your Own Risk

30DIA in.

HIP



W18-8

Gravel Road Begins

30DIA · 36DIA in.

HIP



W18-9

Impassable During High Water

24DIA · 30DIA · 36DIA in.

HIP



W18-11

Street Closed (Warning)

24DIA · 30DIA · 36DIA in.

HIP



W18-11A

Street Closed Ahead

30DIA in.

HIP



W18-11B

Street Work Ahead

30DIA in.

HIP



W18-12

Look Again — Cross Traffic Does Not Stop

24×12 · 30DIA · 36DIA in.

HIP



W18-13

Bridge Ices Before Road

30DIA in.

HIP



W18-17

Muddy When Wet Dusty When Dry

30DIA in.

HIP



W18-18

Slow (Warning)

18DIA-48DIA in. (5 sizes)

HIP



W18-24

Truck Entrance

30DIA in.

HIP



W20-3B

Road Closed 500ft

30DIA · 36DIA · 48DIA in.

HIP

DG



W20-3C

Road Closed 1000ft

30DIA · 36DIA · 48DIA in.

HIP

DG



W20-7FR

Flagger Ahead

30DIA in.

HIP



W23-2

New Traffic Pattern Ahead

30DIA in.

HIP



W40-63

Look ← → Again

18×18 in.

HIP



W40-64

Blind

24×12 in.

HIP



W40-97

Low Water Crossing Ahead

30DIA in.

HIP



W41-3

Slow

24DIA in.

HIP



W42-3

Bridge Out

24DIA · 30DIA · 36DIA · 48DIA in.

HIP



W42-7

Trucks Entering Highway

30DIA in.

HIP



W42-8

Hidden Driveway

30DIA in.

HIP



W42-9


Cattle Guard

30DIA in.

HIP


RAILROAD SIGNS

Crossbucks, advance warnings, "EXEMPT" plaques, and stop-here-on-red railroad-grade signage.




NSR-22
Derail
6x36 in.

HIP




NSR-42
Private Railroad 18" X 30"
HIP/AL B/W
18x30 in.

HIP




R3-17A
Bike Lane Ahead Plaque
30x12 in.

HIP




R3-17B
Bike Lane Ends Plaque
30x12 · 24x30 in.

HIP DG




R15-1
Railroad Crossbuck
24x4 1/2 · 48x9 in.

HIP DG



R15-2
Tracks
27x18 in.

HIP




R15-2P
Number of Tracks Plaque
27x18 in.

DG HIP



W10-1
Railroad Advance Warning Sign
18CIR · 30CIR · 36CIR in.

HIP




W10-1A
Exempt
24x12 in.

HIP




W10-3L
Highway-Rail Crossing on Side Road — Left
30DIA · 36DIA in.

HIP



W10-3R
Highway-Rail Crossing on Side Road — Right
36DIA · 30DIA in.

DG HIP



W10-4R
Low Ground Clearance Crossing — Right
30DIA · 36DIA in.

HIP



W10-13P













**No Gates or Lights
Plaque**

30×24 in.

HIP

ADA / DISABLED PARKING SIGNS

ISA-compliant accessible-parking, van-accessible, and ADA wayfinding signs in standard and oversize formats.

 <p>D9-6 Accessibility Information</p> <p>18SQ · 24SQ in.</p> <p>HIP</p>	 <p>G-13H \$250 Fine</p> <p>12×6 in.</p> <p>HIP</p>	 <p>G-86 Van Accessible</p> <p>12×9 in.</p> <p>EG</p>	 <p>G-131 \$250 Fine</p> <p>12×6 in.</p>
 <p>R-152 Handicapped Parking Only</p> <p>12×18 in.</p> <p>HIP</p>	 <p>R7-8 Accessible Parking Sign (ISA)</p> <p>12×18 · 18×24 in.</p> <p>HIP DG</p>	 <p>R7-8A Van Accessible Plaque</p> <p>12×6 in.</p> <p>HIP</p>	 <p>R7-8B Van Accessible</p> <p>12×6 · 18×6 · 18×9 in.</p> <p>DG HIP</p>
 <p>R7-8C Van Accessible</p> <p>12×6 in.</p> <p>DG HIP</p>	 <p>R7-8D Reserved Accessible Parking (Center)</p> <p>12×18 · 18×24 in.</p> <p>HIP</p>	 <p>R7-8L Reserved Accessible Parking Left Arrow</p> <p>18×24 in.</p> <p>HIP</p>	 <p>R7-8P Van Accessible</p> <p>12×6 · 18×9 in.</p> <p>HIP</p>



R7-8R

Reserved Accessible
Parking Right Arrow

12x18 · 18x24 in.

HIP



R7-80

Hdcp W/Parking By
Disabled Permit Only

12x18 in.

HIP



R7-83

Reserved Parking Van
Accessible W/Symb

12x18 · 18x24 in.

HIP



R7-87

Hdcp Symbol
W/Reserved Parking Only

12x18 in.

HIP



R9-01

Handicapped Parking
(Symbol)

12x18 · 18x24 in.

HIP



R9-1

Walk On Left Facing
Traffic

12x18 in.

HIP



R9-02

Hdcp Sym W/Reserved
Parking

12x18 in.

HIP



R9-2

Cross Only At
Crosswalks

12x18 in.

HIP



R9-03

Hdcp Sym W/State
Permit

12x18 in.

HIP



R9-04

Hdcp Sym W/Hdcp
Parking1218 HIP/Al W/Bl

HIP



R9-4

Hdcp Symbol
W/Reserved...

12x18 · 18x24 in.

HIP



R9-05

Hdcp Sym W/Disabled
Parking

18x24 in.

HIP



R9-6A

Reserved (ISA, Blue)

12x18 · 18x24 in.

HIP



R9-6B

Parking (ISA, Blue)

12x18 · 18x24 in.

HIP



R9-07

Van Accessible (Blue)

12x18 · 18x24 in.

HIP



R9-7

Yield To Pedestrians (Bike)

12x18 · 18x24 in.

HIP



R9-08

Hdcp Sym W/\$100 Fine

12x18 in.

HIP



R9-09

Accessible Parking (Blue, Centered)

12x18 · 18x24 in.

HIP



R9-9

Sidewalk Closed

12x18 · 24x12 · 30x18 in.

HIP



R9-09F

Hdcp Symbol

12x18 in.

HIP



R9-9L

Accessible Parking Left Arrow

12x18 in.

HIP



R9-9R

Accessible Parking Right Arrow

12x18 in.

HIP



R9-013

Van Accessible

12x6 · 24x6 in.

HIP




R9-13

Hdcp Sym W/Accessible Parking

12x18 in.

HIP



R9-014



12x6 in.

HIP



R9-014B

\$100 Fine Plaque (Variant)

12x6 · 18x6 in.

HIP



R9-014G

Single Arrow

12x6 in.

HIP




R9-16

Hdcp Sym W/Access At Side

12x18 in.

HIP



R9-017



12x6 · 18x6 in.

HIP



R9-18

Reserved Handicapped W/Sym

12x18 · 18x24 in.

EG

HIP



R9-022

Van Accessible (Plaque)

12x6 · 18x6 in.

HIP



R9-022G

\$100 Fine

12x6 · 18x6 in.

HIP



R9-023

\$200 Fine

12x6 in.

HIP



R9-23

Handicapped Parking Permit Required

12x18 · 18x24 in.

HIP



R9-27

Handicap Symbol W/Wheelchair Ramp

12x18 · 18x24 in.

HIP



R9-28L

Entrance (ISA) Left Arrow

12x18 in.

HIP



R9-28R

Hdcp Symb W/Entrance -
→

12x18 in.

HIP



R9-30L

Parking (ISA) Left Arrow

12x18 · 18x24 in.

HIP



R9-30R

Parking (ISA) Right Arrow

12x18 · 18x24 in.

HIP



R9-31

Handicapped Parking
W/Symbol

18x12 in.

HIP



R9-36

ISA Compact Mark

12SQ in.

HIP

WATER NEIGHBORHOOD SIGNS

Water-district, neighborhood-watch, and homeowner-association signage built to municipal spec.




DEPTH GAUGE

DG-99
Depth Gauge Sign

6×60 in.

DG



SEWER

SW-10
Sewer Marker

6×9 in.

HIP




SEWER LINE

SW-18
Sewer Line

9×6 in.

HIP




SEWER LINE

WW-10
Sewer Line

6×9 in.

HIP




**WARNING
BURIED
WATER LINE**

WW-13
Warning Buried Water Line

6×9 in.

HIP




**V WATER
VALVE
SHUTOFF**

WW-14
Water Valve Shutoff (V Symbol)

6×9 in.

HIP




WATER METER

WW-15
Water Meter (Compact)

6×9 in.

HIP




WATER VALVE

WW-16
Water Valve (Compact)

6×9 in.

HIP




WATER LINE

WW-18
Water Line Marker

9×6 in.

HIP




WATER VALVE

WW-19
Water Valve Marker

9×6 in.

HIP




WATER METER

WW-20
Water Meter Marker

9×6 in.

HIP



**SANITATION
LAGOONS
KEEP OUT**

WW-26
Sanitation Lagoons Keep Out

18×12 in.

HIP

WELLHEAD
PROTECTION
AREA24X30
HIP/AL...

WW-28

Wellhead Protection
Area24×30 HIP/Al...

24×30 in.

HIP

KEEP OUT
WASTEWATER
LAGOON

WW-29

Keep Out Wastewater
Lagoon

24×10 in.

HIP

SUPERIOR
PUBLIC
WATER
SYSTEM36X24

WW-30

Superior Public Water
System36×24 HIP/Al B/W

36×24 in.

HIP

SEWAGE
TREATMENT
FACILITY
CONTAMINAT...

WW-33

Sewage Treatment
Facility Contaminated...

30×24 in.

HIP

CITY OF
WASTEWATER
TREATMENT
FACILITY N...

WW-35

City Wastewater
Treatment Facility No...

36×24 in.

HIP

WARNING
WASTEWATER
LAGOON NO
TRESPASSING

WW-36

Warning Wastewater
Lagoon No Trespassing

24×12 · 36×24 in.

HIP

WORK ZONE SIGNS

Orange diamond W20-series work-zone signs and construction warnings — every layout, ready to deploy.



END ROAD
WORK

G-20

End Road Work

36×18 in.

HIP



SLOW DEAF
CHILD

G-200

Slow Deaf Child

18×24 in.

HIP



ROAD WORK
NEXT 5 MILES

G20-1

Road Work Next __ Miles

36×18 · 60×24 in.

HIP

DG



END
ROAD WORK

G20-2

End Road Work Sign

36×18 · 48×24 · 60×24 in.

HIP

DG



PILOT CAR
FOLLOW ME

G20-4

Pilot Car Follow Me

30×24 · 36×18 in.

HIP

DG



WAIT FOR
PILOT CAR

G20-4B

Wait For Pilot Car

24×12 · 30×24 · 36×18 ·
48×24 in.

HIP



WORK ZONE

G20-5AP

Work Zone

24×18 · 24×6 in.

DG

HIP



END ROAD
WORK

KG20-2

End Road Work

48×24 in.

DG

HIP



WORK ZONE

KM4-20

Work Zone

24×6 in.

DG



DETOUR

M4-8

Detour (Sign)

24×12 · 30×15 in.

DG

HIP



END
DETOUR

M4-8A

End Detour

24×18 · 30×24 · 48×36 in.

DG

HIP



END

M4-8B

End

24×12 in.

HIP

A square orange sign with a black border containing the text "BIKE/PED DETOUR -->" in black.

M4-9AL

Bike/PED Detour →

24×18 · 30×24 in.

HIP

A square orange sign with a black border containing the text "BIKE/PED DETOUR <--" in black.

M4-9AR

Bike/PED Detour ←

24×18 · 30×24 in.

HIP

A square orange sign with a black border containing the text "BIKE/PED DETOUR" in black.

M4-9AS

Bike/PED Detour (Up Arrow)

24×18 in.

HIP

A square orange sign with a black border containing the text "DETOUR" and a black arrow pointing left.

M4-9L

Detour Left Arrow

24×18 · 30×24 · 48×36 in.

DG

HIP

EG

A square orange sign with a black border containing the text "DETOUR" and a black arrow pointing right.

M4-9R

Detour Right Arrow

24×18 · 30×24 · 48×36 in.

DG

HIP

A square orange sign with a black border containing the text "DETOUR W/UP ARROW" in black.

M4-9S

Detour W/Up Arrow

24×18 · 30×24 in.

HIP

DG

A rectangular orange sign with a black border containing the text "DETOUR" and a black arrow pointing left.

M4-10L

Detour Left Arrow (Large)

30×24 · 48×18 in.

HIP

A square orange sign with a black border containing the text "DETOUR LEFT" in black.

M4-10LF

Detour Left

48×18 in.

HIP

A rectangular orange sign with a black border containing the text "DETOUR" and a black arrow pointing right.

M4-10R

Detour Right Arrow (Large)

30×24 · 48×18 in.

HIP

A square orange sign with a black border containing the text "DETOUR RIGHT" in black.

M4-10RF

Detour Right

48×18 in.

HIP

A square orange sign with a black border containing the text "WORK ZONE" in black.

M4-20

Work Zone

24×8 in.

HIP

A square orange sign with a black border containing the text "FINES DOUBLE" in black.

R2-1WZ

Fines Double

24×12 in.

HIP



R11-2

Road Closed

48×30-36×24 in. (6 sizes)

HIP



R11-2F

Road Closed

48×30 · 30×18 · 30×24 in.

HIP



R11-I100

Road Ends

36×30 in.

HIP



SB-1

Stay Back __ FT

36×6 in.

HIP



SB-2

Stay Back FT (compact)

24×12 · 30×18 · 30×24 in.

HIP



SB-2AF

Stay Back ft

24×12 in.

HIP



W-20

Uneven Road Symbol

30DIA in.

HIP



W-64

Caution

30DIA · 24DIA in.

DG

HIP



W2-3L

T-Intersection Left

24DIA · 30DIA in.

HIP



W3-4

Be Prepared To Stop

30DIA · 36DIA · 48DIA · 24DIA in.

DG

HIP



W4-2D

Double Lane Transition Sym

30DIA · 36DIA in.

DG

HIP



W4-2L

Lane Ends Left

30DIA · 36DIA · 48DIA in.

HIP

DG



W4-2R

Lane Ends Right

48DIA · 24DIA · 30DIA · 36DIA in.

DG

HIP



W6-3

Two Way Traffic

48DIA · 24DIA · 30DIA · 36DIA in.

HIP

DG



W6-4

Two-Way Traffic (Work Zone)

12×18 in.

HIP



W8-11

Uneven Lanes

24DIA · 30DIA · 36DIA in.

HIP

DG



W8-11F

Uneven Lanes

30×30 · 36×36 in.

HIP



W8-12

No Center Line

36DIA · 48DIA · 24DIA · 30DIA in.

HIP



W8-17

Shoulder Drop-Off (Vehicle)

30DIA · 24DIA · 36DIA in.

HIP



W9-2L

Lane Ends Merge Left

36DIA · 30DIA · 48DIA in.

DG

HIP



W9-2R

Lane Ends Merge Right

36DIA · 30DIA in.

DG

HIP



W9-3

Center Lane Closed Ahead

30DIA · 36DIA · 48DIA in.

HIP

DG



W9-3C

Center Lane Closed Ahead

36DIA in.

DG



W9-3L

Left Lane Closed Ahead

30DIA · 36DIA · 48DIA in.

DG

HIP



W9-3R

Right Lane Closed Ahead (alt)

30DIA · 36DIA · 48×48 in.

DG **HIP**



W20-1

Road Work Ahead Sign

24DIA · 30DIA · 36DIA · 48DIA in.

HIP **DG**



W20-1A

Road Construction Ahead

30DIA · 36DIA · 48DIA in.

DG **HIP**



W20-2

Detour Ahead Sign

24DIA · 30DIA · 36DIA · 48DIA in.

HIP **DG**



W20-3

Road Closed Ahead Sign

24DIA · 30DIA · 36DIA · 48DIA in.

HIP **DG**



W20-3A

Road Closed Ahead

30DIA · 36DIA · 48DIA in.

HIP



W20-4

One Lane Road Ahead

24DIA · 30DIA · 36DIA · 48DIA in.

HIP **DG**



W20-4A

One Lane Road Ahead

24DIA · 30DIA · 36DIA · 48DIA in.

HIP **DG**



W20-5

Right Lane Closed Ahead

30DIA · 36DIA · 48DIA in.

HIP **DG**



W20-5A

Multiple Right Lanes Closed

36DIA · 48DIA · 30DIA in.

DG **HIP**



W20-5C

Left Lane Closed Ahead

36DIA · 48DIA · 30DIA in.

EG **HIP**



W20-5L

Left Lane Closed

36DIA · 48DIA · 30DIA · 24DIA in.

HIP **DG**



W20-5LA

Left Lane Closed Ahead

36DIA in.

HIP



W20-5R

Right Lane Closed

24DIA · 36DIA · 48DIA in.

HIP



W20-5RA

Right Lane Closed Ahead

36DIA in.

HIP



W20-7

Flagger Symbol Sign

30DIA · 36DIA · 48DIA in.

HIP

DG



W20-7A

Be Prepared To Stop Sign

30DIA · 36DIA · 48DIA in.

HIP

DG



W21-1

Workers Symbol Sign

30DIA · 36DIA in.

HIP

DG



W21-1A

Workers (word)

30×30 · 36DIA · 48DIA in.

HIP

DG



W21-1B

Men Working

24DIA · 30DIA · 36DIA · 48DIA in.

HIP



W21-2

Fresh Oil

24DIA · 30DIA · 36DIA · 48DIA in.

HIP

DG



W21-2A

Fresh Tar

36DIA in.

HIP



W21-2T

Fresh Tar

24DIA · 30DIA in.

HIP



W21-3

Road Machinery

24×24 · 36×36 in.

HIP

**SLOW MOVING
VEHICLE**

W21-4

Slow Traffic Ahead

36×18 in.

HIP

**ROAD WORK
AHEAD**

W21-4A

Road Work Ahead

24DIA · 30DIA · 36DIA · 48DIA
in.

HIP

DG

**SHOULDER
WORK**

W21-5

Shoulder Work

30DIA · 36DIA · 48DIA in.

DG

HIP

**LEFT
SHOULDER
CLOSED**

W21-5A

Right Shoulder Closed

30DIA · 36DIA in.

HIP

**LEFT
SHOULDER
CLOSED
1000 FT**

W21-5B

**Right Shoulder Closed
Ahead**

30DIA in.

HIP

**UTILITY
WORK
1000 FT**

W21-7

Utility Work Ahead

30DIA · 36DIA · 48DIA in.

HIP

DG

OPEN TRENCH

W21-7A

Open Trench

30DIA in.

HIP

**MOWERS
AHEAD**

W21-7F

Mowers Ahead

30×3 in.

HIP

**MOWING
AHEAD**

W21-8

Mowing Ahead

24DIA · 30DIA · 36DIA · 48DIA
in.

HIP

DG

**WORK AREA
AHEAD**

W21-9

Work Area Ahead

30×30 · 36DIA in.

HIP

**UTILITY
WORK AHEAD**

W21-10

Utility Work Ahead

48DIA · 30DIA in.

HIP

**UTILITY
CONSTRUCTION
AHEAD**

W21-11

**Utility Construction
Ahead**

36DIA in.

DG

HIP



W21-13

End Road Work

30DIA · 36DIA · 48DIA in.

HIP DG



W21-14

Be Prepared To Stop

30DIA · 36DIA in.

HIP DG



W21-15

Men & Equipment Working Ahead

30DIA · 36DIA in.

DG HIP



W21-18

Men Working

24DIA in.

HIP



W21-19

Watch For Trucks

36DIA in.

HIP



W21-20

Street Closed

36DIA in.

HIP



W21-23

Caution Uneven Pavmnt Ahead

30DIA in.

EG



W21-60

Give 'Em a Brake Slow Down

30DIA · 36DIA in.

HIP



W22-3

End Blasting Zone

36DIA · 30DIA in.

HIP DG



W23-1

Slow Traffic Ahead

48x24 in.

HIP



W24-1L

Double Reverse Curve Left

36DIA · 48DIA · 30DIA in.

HIP DG



W24-1R

Double Reverse Curve Right

36DIA · 48DIA · 30DIA in.

HIP



W42-3A













Bridge Out Ahead

30DIA · 36DIA in.

HIP

SIGN FACES

Browse Sign Faces from National Sign Company.

 <p>478</p> <p>Custom ID Stickers, Vinyl/Ps B/W</p>	 <p>479</p> <p>3" X 2 1/2" Vinyl Custom Date Sticker Black/Yellow 3x2 1/2 in.</p>	 <p>789</p> <p>3" X 2 1/2" Reflective Custom Date Sticker... 3x2 1/2 in.</p>	 <p>BLANKF</p> <p>Blank 12x18 in. HIP</p>
 <p>D-372634</p> <p>Danger High Voltage 14x10 in.</p>	 <p>D-962024-VPO</p> <p>Danger Confined Space 10x7 in.</p>	 <p>D9-2AF</p> <p>Hospital 24x6 in. HIP</p>	 <p>D9-2F</p> <p>Hospital 24x24 in. HIP</p>
 <p>G-10F</p> <p>Stop For PED 18x24 in. HIP</p>	 <p>G-933824</p> <p>10x7 SOV First Aid Kit Inside G/W 10x7 in.</p>	 <p>G-972024</p> <p>Men (Hdcp) Restroom 7x10 in.</p>	 <p>G-972124</p> <p>Womens (Hdcp) Restroom 7x10 in.</p>



KA-10F

No Dumping

12x18 in.

HIP



M1-6F

County Route Marker

24x24 in.

HIP



M2-1F

Jct

21x15 in.

HIP



M6-4F

Double Arrow

21x15 in.

HIP



N14-1LF

Truck Route ←---

24x18 in.

HIP



N14-1RF

Truck Route ---→

24x18 in.

HIP



N14-4F

No Trucks Allowed

18x24 in.

HIP



N14-7F

No Thru Traffic

18x24 in.

HIP



NR2-5AF

Reduced Speed Ahead

24x30 in.

HIP



NR2-5CF

Speed Zone Ahead

24x30 in.

HIP



NS-7AF

Caution At Play W/Figure

18x24 in.

HIP



NS-8F

Slow Children Playing W/Fig

18x24 in.

HIP

**CAUTION
DEAF CHILD
PLAYING
W/FIG**

NS-14AF

Caution Deaf Child
Playing W/Fig

18×24 in.

HIP

**SINGLE
ARROW**

NS-83F

Single Arrow

24×6 in.

HIP

**NO SWIMMING
W/SYMBOL
HIP/PS
R/B/W**

NS-88F

No Swimming W/Symbol
HIP/Ps R/B/W

HIP

**15 MINUTE
PARKING**

NS-127F

15 Minute Parking

12×18 in.

HIP

**AUTHORIZED
VEHICLES
ONLY**

NS-135F

Authorized Vehicles Only

12×18 in.

HIP

**2 HOUR
PARKING
8:00 AM TO
5:00 PM**

NS-170F

2 Hour Parking 8:00 Am
To 5:00 Pm

12×18 · 24×30 in.

HIP

**PARALLEL
PARKING
ONLY**

NS-173F

Parallel Parking Only

12×18 in.

HIP

**PARALLEL
PARKING**

NS-376F

Parallel Parking

12×18 in.

HIP

**SCHOOL
SPEED LIMIT
20**

NS5-1F

School Speed Limit 20

24×48 in.

DG

CUSTOM FACE

NS48X24HP

Custom Face

48×24 in.

HIP

**WARNING
NEIGHBORHOOD**

NW-2F

Warning Neighborhood

18×24 in.

HIP

**WARNING
NEIGHBORHOOD**

NW-3F

Warning Neighborhood

12×18 · 18×24 in.

HIP

**TYPE II
OBJECT
MARKER
HIP/PS**

OM2-2VF

Type II Object Marker
HIP/Ps

6×12 in.

HIP

**OBJECT
MARKER-LEFT**

OM3-3LF

Object Marker-Left
(Decal)

3×12 · 3×18 · 3×24 in.

HIP

**OBJECT
MARKER-RIGHT**

OM3-3RF

Object Marker-Right
(Decal)

3×12 · 3×18 · 3×24 in.

HIP

**TYPE III
OBJECT
MARKER-LEFT**

OM3-6LF

Type III Object Marker-
Left

6×24 in.

HIP

**TYPE III
OBJECT
MARKER-RIGHT**

OM3-6RF

Type III Object Marker-
Right

6×24 in.

HIP

**TYPE III
OBJECT
MARKER-LEFT**

OM3-10LF

Type III Object Marker-
Left

10×30 in.

HIP



OM3-10R

Type 3 Object Marker —
Stripes Right 10"×30"

10×30 in.

HIP

**HAZARD
MARKER-RIGHT**

OM3-10RF

Hazard Marker-Right

10×30 in.

HIP

GUARDRAIL

OM3-12F

Guardrail

12×16 in.

HIP



OM3-12L

Type 3 Object Marker —
Stripes Left 12"×36"

12×36 in.

HIP

**TYPI III
OBJECT
MARKER-LEFT**

OM3-12LF

Typi III Object Marker-
Left

12×36 · 12×12 in.

HIP



OM3-12R

Type 3 Object Marker —
Stripes Right 12"×36"

12×36 in.

HIP



OM3-12RF

Type III Object Marker-Right

12x36 · 12x12 in.

HIP



OM3-16F

Guardrail

16x16 in.

HIP



OM3-18LF

Guardrail-Left

18x18 in.

HIP



OM3-18RF

Guardrail-Right

18x18 in.

HIP



OM3-CF

Center Stripe Object Marker

12x36 in.

HIP



R-183F

No Motor Vehicles Allowed

18x24 in.

HIP



R-199F

No Parking 2 Am To 5 Am

12x18 in.

HIP



R-212F

No Parking 7 Am To 4 Pm Mon-Fri

12x18 in.

HIP



R-290F

No Parking On Crosswalk

12x18 in.

HIP



R-446

10 Minute Parking

12x18 in.

HIP



R1-1F

Stop

18OCT-48OCT in. (5 sizes)

HIP



R1-2F

Yield

24TRI · 30TRI · 36TRI in.

HIP

DG



R1-3PF

All Way

18×6 in.

HIP



R1-6F

State Law Yield 12×36
DG/HIP/PS
B/FYG/W/R

12×36 in.

DG



R2-1F

Speed Limit __

18×24 · 24×30 · 30×36 ·
36×48 in.

HIP



R2-5AF

Reduced Speed Ahead

18×24 in.

HIP



R2-5CF

Speed Zone Ahead

24×30 in.

HIP



R2-50F

Speed Zone Ends

24×30 in.

HIP



R3-1F

No Right Turn Sym Face

24SQ in.

HIP



R3-1PF

No Right Turn

24×18 in.

HIP



R3-2F

No Left Turn Sym Face

24SQ in.

HIP



R3-2PF

No Left Turn

24×18 in.

HIP



R3-4F

No U Turn Sym

24SQ in.

HIP



R3-5F

Lane Control

30×36 in.

HIP



R3-6F

Lane Control

30×36 in.

HIP



R3-6LF

Up/Left Turn Arrow

30×36 in.

HIP



R3-6RF

Up/Right Turn Arrow

30×36 in.

HIP



R3-7LF

Left Lane Must Turn

30SQ in.

HIP



R3-7LF30HP

Left Lane Must

30SQ in.

HIP



R3-7RF

Right Lane Must Turn

30SQ in.

HIP



R3-8

Lane Control

30×36–48×30 in. (7 sizes)

HIP



R3-8F

Lane Control

30SQ · 36SQ in.

HIP



R3-9

Center Lane Onlyface

24×36 in.

HIP



R3-9BF

Center Lane W/Arrows
W/Only

24×36 in.

HIP



R3-17F

Bike Symb W/Bike Lane

24×18 · 30×24 in.

HIP



R4-1F

Do Not Pass

24×30 in.

HIP



R4-2F

Pass With Care

24×30 in.

HIP




R4-7BF

Keep Right →

24×30 · 36×48 in.

HIP



R4-7F

Keep Right Symbol

18×24 · 24×30 in.

HIP



R4-7PF

Keep Right

24×18 in.

HIP



R4-8BF

Keep Left ←

24×30 in.

HIP



R5-1F

Do Not Enter Sym

12SQ · 24×24 · 30SQ in.

HIP



R5-2AF

No Trucks

24SQ in.

HIP



R5-2F

No Trucks Sym

24SQ · 30×30 in.

HIP



R5-3F

No Motor Vehicles

24SQ in.

HIP



R5-4F

No Commercial Vehicles
24×30 HIP/Ps B/W

24×30 in.

HIP



R6-1LF

One Way ←

36×12 in.

HIP



R6-1RF

One Way →

36×12 in.

HIP



R6-2SF

One Way W/Up Arrow

18×24 in.

HIP



R7-1DF

No Parking Any Time ↔

12×18 · 18×24 in.

HIP



R7-1F

No Parking Any Time

12×18 · 18×24 in.

HIP



R7-1LF

No Parking Any Time ←

12×18 in.

HIP



R7-1RF

No Parking Anytime --->

12×18 in.

HIP



R7-2F

No Parking Symbol W/Times

12×18 in.

HIP



R7-6F

No Parking Loading Zone

12×18 in.

HIP



R7-7F

No Parking Bus Stop

12×18 in.

HIP



R7-8BF

Van Accessible

12×6 in.

HIP



R7-8F

Reserved Park W/Hdcp Sym

12×18 in.

HIP



R7-19F

Fire Lane No Parking Tow-Away Zone

12×18 in.

HIP



R7-25F

No Truck Parking

12×18 · 18×24 in.

HIP



R7-36F

No Parking Fire Lane

18x24 in.

HIP



R7-39BF

No Parking Corner To Here

12x18 in.

HIP



R7-39F

No Parking Here To Corner

12x18 in.

HIP



R7-48F

No Parking School Days

12x18 in.

HIP



R7-53F

No Parking Tow Away Zone

12x18 · 18x24 in.

HIP



R7-55F

No Parking Am To Pm

12x18 in.

HIP



R7-69F

No Parking Stopping Or Standing Anytime

12x18 in.

HIP



R7-83F

Hdpc Sym Reserved Parking

12x18 in.

HIP



R7-88F

No Parking Am To Pm

12x18 in.

HIP



R7-101AF

No Parking 8:00 Am To 4:00 Pm

12x18 in.

HIP



R7-107F

No Parking Bus Stop

12x18 in.

HIP



R7-203F

Emergency Snow Route

12x18 in.

HIP



R7-253F

No Parking Bus Loading Zone

18x24 in.

HIP



R8-3AF

No Parking

12x18-24SQ in. (6 sizes)

HIP



R8-3DF

No Parking <--->

12x18 in.

HIP



R8-3F

No Parking

12x18 · 12SQ · 24x30 · 24SQ in.

HIP



R8-3LF

No Parking <---

12x18 · 18x24 in.

HIP



R8-3RF

No Parking --->

12x18 · 18x24 in.

HIP



R9-1F

Hdcp Sym W/Hand Park 12x18 HIP/PS W/BL

12x18 · 18x24 in.

HIP



R9-03F

Hdcp Sym W/Accessible Parking

12x18 in.

HIP



R9-6AF

Hdcp Symbol W/Reserved

12x18 in.

HIP



R9-6BF

Hdcp Sym W/Parking

12x18 in.

HIP



R9-7AF

Hdcp Symbol W/Van Accessible

12x18 in.

HIP



R9-07F

Hdcp Symb W/Van Accessible

12x18 in.

HIP

**HDCP SYM
W/VAN
ACCESSIBLE**

R9-7F

Hdcp Sym W/Van
Accessible

12×18 in.

HIP

**HDCP SYM
W/HANDICAPPED**

R9-23F

Hdcp Sym
W/Handicapped

12×18 in.

HIP

**HDCP SYMB
W/ENTRANCE
←-----**

R9-28LF

Hdcp Symb, W/Entrance
←---

12×18 in.

HIP

**START
CROSSING
WATCHW/←-**

R10-3BLF

Start Crossing Watchw/←
-

9×12 in.

HIP

**START
CROSSING
WATCH W/-->**

R10-3BRF

Start Crossing Watch W/-
→

9×12 in.

HIP

**CROSSWALK
W/←-**

R10-3ELF

Crosswalk W/←-

9×15 in.

HIP

**CROSSWALK
W/-->**

R10-3ERF

Crosswalk W/→

9×15 in.

HIP

**STOP HERE
ON RED
W/ARROW**

R10-6F

Stop Here On Red
W/Arrow

24×36 in.

HIP

**LEFT TURN
YIELD ON
GREEN**

R10-12F

Left Turn Yield On Green

24×30 in.

HIP

**THRU TRUCKS
PROHIBITED**

R11-9F

Thru Trucks Prohibited

18×24 in.

HIP

**WEIGHT
LIMIT _
TONS**

R12-1F

Weight Limit _ Tons

24×30 in.

HIP

**WEIGHT
LIMIT W/3
TRUCK**

R12-5F

Weight Limit W/3 Truck

24×36 in.

HIP



R14-1F

Truck Route

24x18 in.

HIP



R18-1F

No Thru Traffic

24x30 · 18x24 in.

HIP



R18-3AF

Not A Thru Street

18x24 in.

HIP



R42-1F

Engine Braking Prohibited

24x24 in.

HIP



RS7-3AF

No Parking Loading Zone

12x18 in.

HIP



RS7-3DF

No Parking W/Symbol ←
→

12x18 in.

HIP



RS7-4F

No Parking Symbol W/←
→

12x18 in.

HIP



RS7-6AF

No Parking Loading Zone

12x18 in.

HIP



RS7-36F

No Parking Symbol
W/Fire Lane

12x18 in.

HIP



RS7-52F

No Parking Sym W/This
Side Of Street Face

12x18 in.

HIP



S-8AF

Caution Children Playing

18x24 in.



S-8F

Slow Children Playing

18x24 in.

HIP



S-16F

Watch Out For Children

18x24 in.

DG

HIP



S-27F

Caution Children W/Figure

18x24 in.

HIP



S-33F

Slow 20 Mph W/Figure

18x24 in.

DG



S1-1F

Adv School Crossing

30PENT · 36x36 · 36PENT in.

DG

HIP



S3-1F

School Bus Stop Ahead Symbol

30x30 · 30DIA in.

DG

HIP



S3-2F

School Bus Turn Ahead

30x30 in.

DG



S4-1F

__am To __ Pm

24x10 in.

HIP



S4-1PF

School Time Sign

24x10 in.

HIP



S4-3F

School

24x8 · 36x12 in.

HIP



S4-3PF

School

24x8 in.



S5-1CF

School Speed Limit 25

24x48 in.

HIP



S5-2F

End School Zone

24x30 in.

HIP



SB-1F

Stay Back ft

36×6 in.

HIP



SB-2F

Stay Back ft

24×12 in.

HIP



SC-3F

No Parking School Days 8 Am To 4 Pm

12×18 in.

HIP



SR-1F

Emergency Snow Route

12×18 in.

HIP



SR-3F

Emerg Snow Route W/Flake

12×18 · 18×24 in.

HIP



SR-4F

Emergency Snow Route W/Snowman

12×18 in.

HIP



SR-19F

Drug Free Zone

18×24 in.

HIP



SR-28F

Notice This Proprsurrveillance

18×24 in.

HIP



W-BLANKF

(Face) 24×12 DG3/Ps Black/Flo Yellow

24×12–36×36 in. (9 sizes)

HIP

DG



W1-1ALF

Left Turn Sym W/15

30×30 in.

HIP



W1-1AR

Turn Right with Advisory Speed

30×30 · 24DIA · 30DIA · 36DIA in.

HIP

DG



W1-1ARF

Right Turn Sym W/15

30×30 in.

HIP



W1-1LF

Left Turn Sym

24×24 · 30DIA · 30×30 ·
36×36 in.

HIP **DG**




W1-1RF

Right Turn Sym

24×24 · 30×30 · 36×36 in.

HIP

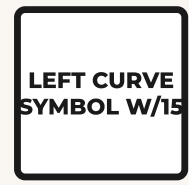


W1-1RF30DP

Right Turn Symbol

30DIA in.

DG



W1-2ALF

Left Curve Symbol W/15

30×30 · 36×36 in.

HIP




W1-2ARF

Right Curve Sym W/15

30×30 · 36×36 in.

HIP



W1-2LF

Left Curve Sym

24DIA · 30DIA · 30×30 ·
36×36 in.

HIP **DG**



W1-2RF

Right Curve Sym

24DIA · 30DIA · 36×36 in.

HIP **DG**



W1-3

Reverse Turn-Left

36DIA in.

HIP



W1-3LF

Reverse Turn-Left

24DIA · 30DIA · 36×36 in.

HIP **DG**

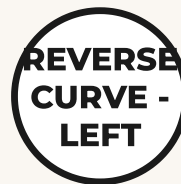


W1-3RF

Reverse Turn - Right

24×24 · 30DIA · 30×30 ·
36DIA in.

HIP **DG**



W1-4LF

Reverse Curve - Left

24×24 · 30DIA · 30×30 ·
36×36 in.

HIP **DG**



W1-4RF

Reverse Curve - Right

24×24 · 30DIA · 36×36 in.

HIP **DG**



W1-5LF

Winding Road-Left

24×24 · 30×30 · 30DIA · 36×36 in.

HIP



W1-5RF

Winding Road-Right

24×24 · 30×30 · 30DIA · 36×36 in.

HIP



W1-6F

Single Arrow

36×18 · 48×24 · 24×12 in.

HIP



W1-7F

Double Arrow

36×18 · 48×24 in.

HIP



W1-8F

Chevron

12×18 · 18×24 · 24×30 in.

HIP



W1-10LF

Left Curve Sym W/Side Rd

30DIA · 36DIA in.

HIP




W1-10RF

Right Curve Sym W/Side Rd

30DIA · 36DIA in.

HIP



W2-1F

Crossroad Symbol

24×24 · 30×30 · 36×36 in.

HIP




W2-2F

Side Road Symbol

24×24 · 30×30 · 30DIA in.

HIP



W2-3LF

Y Symbol-Left

30DIA in.

DG

HIP



W2-3RF

Y Symbol-Right

30DIA in.

DG



W2-4F

"T" Symbol

24×24 · 30DIA · 36×36 in.

HIP




W2-5F

"Y" Intersection

30DIA in.

HIP



W2-6F

Round-A-Bout Symbol

30DIA in.

HIP



W2-7LF

Side Road Left/Right

30DIA in.

HIP



W2-7RF

Side Road Right/Left

30DIA in.

HIP



W2-64F

Slow

24x24 · 30x30 in.

HIP



W3-1F

Stop Ahead Sym

24x24 · 30DIA · 30x30 · 36DIA in.

HIP DG



W3-2F

Yield Ahead Sym

30x30 · 36x36 in.

HIP



W3-3F

Signal Ahead Symbol

30x30 · 36x36 · 48x48 in.

HIP



W3-3PF

Signal Ahead

24x18 in.

HIP




W3-4F

Be Prepared To Stop

30x30 · 36x36 in.

HIP




W3-5F

Reduce Speed Symbol

36DIA in.

HIP



W4-2LF

Left Merge Symbol

30DIA · 36DIA in.

HIP



W4-2RF

Lane Reduction Symbol

30×30 · 36DIA in.

HIP



W4-4PF

Cross Traffic Does Not Stop

24×12 · 48×24 in.

HIP



W5-1F

Road Narrows

24×24 · 30×30 in.

HIP



W5-2F

Narrow Bridge

24×24 · 30×30 · 36×36 in.

HIP



W5-3F

One Lane Bridge

24×24 · 30×30 · 36DIA in.

HIP



W5-4F

Ramp Narrows

30×30 in.

HIP



W5-5F

Road Closed

24DIA · 30×30 · 36DIA in.

HIP



W5-7RF

Arrow W/Right Jog

30×30 in.

HIP



W6-1F

Divided Hwy Sym

36×36 in.

HIP




W6-1PF

Divided Highway

24×18 in.

HIP



W6-3F

Two Way Traffic Symb

30DIA in.

HIP



W7-1F

Truck On Hill Sym

30DIA in.

HIP



W7-3AF

Next 1 Mile

24×18 in.

HIP



W8-1F

Bump

30×30 · 36DIA · 36×36 in.

HIP

DG



W8-2F

Dip

24×24 · 30DIA · 30×30 in.

HIP

DG



W8-3F

Pavement Ends DG3/PS

30DIA · 36DIA in.

HIP



W8-4F

Soft Shoulder

30DIA in.



W8-5F

Slippery When Wet

30×30 in.

HIP



W8-7F

Loose Gravel

24×24 · 30DIA · 48DIA in.

HIP

DG



W8-8F

Rough Road

30DIA · 30×30 in.

HIP



W8-9AF

Shoulder Drop Off

30DIA in.

HIP



W8-9F

Low Shoulder

30DIA in.

DG



W8-12F

No Center Stripe

30×30 · 36DIA in.

HIP



W8-17F

Dangerous Intersection

24×24 · 30DIA in.

HIP



W8-17PF

Shoulder Drop-Off

24×18 in.

HIP



W8-23F

No Shoulder

30DIA in.

HIP



W8-24F

Dangerous Intersection

24×24 · 30×30 in.

HIP



W8-GEF

Gravel Ends

30DIA in.

HIP



W9-1LF

Left Lane Ends

30DIA in.

DG



W9-1RF

Right Lane Ends

30DIA in.

DG



W9-3F

Center Lane Closed Ahead

30×30 in.

HIP



W10-1F

Adv Railroad Crossing

30×30 · 36CIR in.

HIP




W10-2RF

RR Right Of Intersection

30DIA · 36DIA in.

HIP




W10-4L

Low Ground Clearance Crossing — Left

36DIA · 30DIA in.

HIP



W10-11F

T-Symbol W/RR Tracks

36×36 in.

HIP



W11-1F

Bike Symbol

18DIA · 24×24 · 30×30 in.

HIP



W11-2F

PED Crossing Symbol

24DIA · 30×30 · 36×36 in.

HIP




W11-3F

Deer Crossing Sym

30×30 · 36×36 · 24×24 in.

HIP




W11-4F

Cattle Crossing Symbol

30DIA in.

HIP




W11-5AF

Tractor Symbol

30DIA in.

HIP



W11-5F

Tractor Symbol

30DIA in.

HIP



W11-7F

Equestrian Crossing

30DIA in.

HIP



W11-8F

Fire Station Symbol

24×24 · 30DIA in.

HIP



W11-11F

Give 'Em A Brake

30DIA in.

DG



W11-15F

Bicycle/Pedestrian Sym

36×36 in.



W11A-2F

PED Crossing Sym

30×30 in.



W11B-2F

Pedestrian Crossing

24×24 in.

HIP



W12-2F

I II

24DIA · 36DIA · 30DIA in.

HIP



W12-2PF

Low Clearance

24×18 in.

HIP



W13-1F

__ Mph

18SQ · 24×24 in.

HIP



W14-1AF

Not A Thru Street

30DIA in.

HIP



W14-1BF

Not A Through Street

24×24 · 30DIA in.

HIP



W14-1F

Dead End

24×24 · 30DIA · 36DIA in.

HIP



W14-2F

No Outlet

24×24 · 30DIA in.

HIP



W14-3F

No Passing Zone

24×36 · 30×40 in.

HIP



W14-4F

Limited Sight Distance

30DIA in.

HIP



W14-7F

Water Over Road

30DIA in.

HIP



W14-9F

Hidden Entrance

24×24 · 30×30 in.

HIP



W15-1F

Playground Symbol

30DIA · 36DIA in.

HIP



W15-2F

Narrow Bridge

30DIA in.

HIP



W15-5F

Water Over Road

36×36 in.

HIP



W16-1PF

Share The Road

24×30 in.

HIP



W16-2F

750 Feet

24×18 in.

HIP



W16-3F

Trucks Entering Highway

30DIA in.



W16-5F

High Water

30DIA in.

HIP



W16-7PLF

Diag Arrow-Left

24×12 · 30×18 in.

HIP



W16-7PRF

Right Diag Arrow

24×12 in.



W17-1F

Speed Hump

24×24 · 30DIA in.

HIP



W17-2F

Caution Deaf Child

30DIA in.

HIP



W18-1F

Impass During High Water

30DIA · 36×36 in.

HIP



W18-2F

Flood Area Ahead

30DIA in.

HIP



W18-3F

Do Not Enter When Flooded

24×30 in.

HIP



W18-4F

Low Water Crossing Ahead

30x30 in.

HIP



W18-6F

Min Maint Travel At

24DIA · 30DIA in.

HIP



W18-7

Low Water Bridge

30DIA · 36DIA in.

HIP



W18-9F

Impassable During High Water

24x24 · 30x30 in.

HIP



W18-16F

Trucks Entering Highway

30x30 in.

HIP



W18-18F

Slow

30x30 in.

HIP



W20-1AF

Road Construction Ahead

36DIA in.

DG



W20-1F

Road Work Ahead

24x24 · 30x30 · 36DIA · 48x48 in.

HIP

DG



W20-2F

Detour Ahead

30DIA · 36DIA · 48x48 in.

DG

HIP



W20-3AF

Road Closed Ahead

36DIA in.

DG



W20-3F

Road Closed

24x24 · 30x30 · 36x36 in.

HIP



W20-4AF

One Lane Road Ahead

36x36 in.

HIP



W20-4F

One Lane Road

30×30 · 36×36 in.

HIP



W20-5ALF

Left Lane Closed Ahead

30×30 in.

HIP



W20-5ARF

Right Lane Closed Ahead

30×30 in.

HIP



W20-5LF

Left Lane Closed

36DIA in.

DG



W20-7F

Flagger Ahead

30×30 · 36×36 in.

HIP

DG



W21-1AF

Workers

30×30 in.

HIP



W21-1BF

Men Working

24DIA · 36DIA · 48DIA in.

HIP



W21-1F

Workers

30×30 in.

HIP



W21-2F

Fresh Oil

24×24 · 30DIA · 36×36 in.

HIP



W21-4F

Road Work Ahead

30DIA in.

HIP



W21-7F36DP

Open Trench

36DIA in.

DG

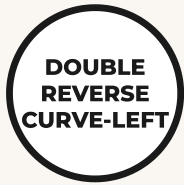


W21-23F

Caution Uneven

30DIA in.

DG

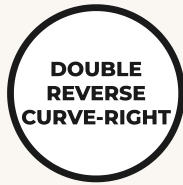


W24-1LF

**Double Reverse Curve-
Left**

30DIA in.

HIP



W24-1RF

**Double Reverse Curve-
Right**

30DIA in.

HIP



W42-3F

Bridge Out

24×24 in.

HIP

NATIONAL SIGN COMPANY · MASTER CATALOG

STREET NAMES

Custom street-name blades and toppers — flat or extruded, with or without your municipal logo — plus the brackets to mount them.

Street Sign Brackets 70

STREET SIGN BRACKETS

Single, double, and four-way street-sign brackets for round and square posts.

**12" BLADE
HOLDER FOR
2" SQUARE
POSTS....**

2SQF12

Series 812 Square Post
Cap — Flat, 2" Post (12...

2SQ in.

HIP

**12" BLADE
HOLDER FOR
2" SQUARE
POSTS....**

2SQX12

Series 812 Square Post
Cap — Extruded, 2" Po...

2SQ in.

HIP

**24" LENGTH.
PLATES: 24"
- 36" SIGN
LENGTH....**

10-10L24

Cantilever Arm Bracket —
Steel, 24" Length

24 in.

HIP

**30" LENGTH.
PLATES: 36"
- 48" SIGN
LENGTH.**

10-10L30

Cantilever Arm Bracket —
Steel, 30" Length

30 in.

HIP

**CANTILEVER
ARM BRACKET
36" LENGTH**

10-10L36

Cantilever Arm Bracket
36" Length

**16 1/2"
LENGTH
CANTILEVER
ARM BRACKET**

10-10M

16 1/2" Length Cantilever
Arm Bracket

**. INCLUDES
HARDWARE.
MOUNTS ONE
SIGN.**

13-C

2 3/8" Round Post
Mounting Bracket — 13...

2.375 in. post in.

HIP

**U BOLT
CLAMP #1
W/HDWE, FOR
2 7/8" POST**

13-C-278

U Bolt Clamp #1 W/Hdwe,
For 2 7/8" Post

**. MOUNTS
TWO SIGNS
BACK TO
BACK.**

28C-D

2 3/8" Round Post
Double Sign Bracket —...

2.375 in. post in.

HIP

**. MOUNTS
ONE SIGN.**

28C-S

2 3/8" Round Post Single
Sign Bracket — 28C-S

2.375 in. post in.

HIP

**SINGLE SIGN
BRACKETS
FOR 3"
ROUND POST**

28C-S3

Single Sign Brackets For
3" Round Post

**12"
ADJUSTABLE
CROSSPIECE,
FLAT**

120CPFADJ

12" Adjustable
Crosspiece, Flat

**12"
ADJUSTABLE
CROSSPIECE,
EXTRUDED**

120CPXADJ

12" Adjustable
Crosspiece, Extruded

**12"
ADJUSTABLE
U-CHANNEL
POST CAP,...**

120UCFADJ

12" Adjustable U-Channel
Post Cap, Flat

**12" BLADE
HOLDER FOR
1 3/4"
SQUARE...**

134SQF12

Series 812 Square Post
Cap — Flat, 1 3/4" Post...

4SQ in.

HIP

**12" BLADE
HOLDER FOR
1 3/4"
SQUARE...**

134SQX12

Series 812 Square Post
Cap — Extruded, 1 3/4"...

4SQ in.

HIP

**SINGLE
BRACKET FOR
2 3/8"
ROUND POST**

318S

Single Bracket For 2 3/8"
Round Post

**ADJUSTABLE
ANGLE
CROSSPIECE,
FLAT. 5.5"...**

457F

Adjustable Crosspiece —
Flat (5.5" Blade)

5.5 in. blade in.

HIP

**ADJUSTABLE
CROSSPIECE
FOR SQUARE
POST,...**

457SQX

Adjustable Crosspiece
For Square Post,...

**ADJUSTABLE
CROSSPIECE
FOR
U-CHANNEL...**

457UCF

Adjustable Crosspiece
For U-Channel Post, Flat

**ADJUSTABLE
ANGLE
CROSSPIECE,
EXTRUDED....**

457X

Adjustable Crosspiece —
Extruded (5.5" Blade)

5.5 in. blade in.

HIP

**UNIVERSAL
BRACKET FOR
2 1/2" SQ
OR 2 7/8"...**

512UNF250

Universal Bracket For 2
1/2" Sq Or 2 7/8" Round...

2SQ in.

**3" ROUND
POST CAP
FLAT**

808-RC-3

3" Round Post Cap Flat

**1 1/2"
ROUND POST
CAP FLAT**

808-RC-150

1 1/2" Round Post Cap
Flat (For 1 7/8" O.D. Post)

**2 1/2"
ROUND POST
CAP FLAT**

808-RC-212

2 1/2" Round Post Cap
Flat

**5.5" BLADE
HOLDER, 90
CROSSPIECE,
FLAT.**

808F-90

Series 808 — 90°
Crosspiece, Flat (5.5"...

5.5 in. blade in.

HIP

**2 3/8" O.D.
ROUND POST
CAP WITH
5.5" SLOT....**

808FRC

Round Post Cap — Flat (2
3/8" O.D., 5.5" Slot)

2.375 in. O.D. in.

HIP

**5.5" BLADE
HOLDER.
FLAT 90 .
BOLTS...**

808UCF-90

Series 808 U-Channel
Post Cap — Flat 90° (5....

5.5 in. blade in.

HIP

**5.5" BLADE
HOLDER.
FLAT 180 .
BOLTS...**

808UCF-180

Series 808 U-Channel
Post Cap — Flat 180°...

5.5 in. blade in.

HIP

**5.5" BLADE
HOLDER.
EXTRUDED 90**

808UCX-90

Series 808 U-Channel
Post Cap — Extruded 9...

5.5 in. blade in.

HIP

**5.5" BLADE
HOLDER.
EXTRUDED
180 .**

808UCX-180

Series 808 U-Channel
Post Cap — Extruded...

5.5 in. blade in.

HIP

**5.5" BLADE
HOLDER, 90
CROSSPIECE,
EXTRUDED.**

808X-90

Series 808 — 90°
Crosspiece, Extruded...

5.5 in. blade in.

HIP

**3" ROUND
POST CAP
EXTRUDED**

808X-RC-3

3" Round Post Cap
Extruded

**2 1/2"
ROUND POST
CAP,
EXTRUDED**

808X-RC-212

2 1/2" Round Post Cap,
Extruded

**3 1/2"
ROUND POST
CAP
EXTRUDED**

808X-RC-312

3 1/2" Round Post Cap
Extruded

**2 3/8" O.D.
ROUND POST
CAP WITH
5.5" SLOT....**

808XRC

Round Post Cap —
Extruded (2 3/8" O.D.,...

2.375 in. O.D. in.

HIP

**12" BLADE
HOLDER, 90
CROSSPIECE,
FLAT.**

812F-90

Series 812 — 90°
Crosspiece, Flat (12"...

12 in. blade in.

HIP

**12" BLADE
HOLDER, 2
3/8" O.D.
ROUND POST.**

812FRC

Series 812 Round Post
Cap — Flat (12" Blade)

12 in. blade in.

HIP

**12" BLADE
HOLDER.
FLAT 90 .**

812UCF-90

Series 812 U-Channel
Post Cap — Flat 90° (12...

12 in. blade in.

HIP

**12" BLADE
HOLDER.
U-CHANNEL
POST CAP...**

812UCF-180

Series 812 U-Channel
Post Cap — Flat 180° (1...

12 in. blade in.

HIP

**12" BLADE
HOLDER.
EXTRUDED 90**

812UCX-90

Series 812 U-Channel
Post Cap — Extruded 9...

12 in. blade in.

HIP

**12" BLADE
HOLDER.
EXTRUDED
180 .**

812UCX-180

Series 812 U-Channel
Post Cap — Extruded...

12 in. blade in.

HIP

**12" BLADE
HOLDER, 90
CROSSPIECE,
EXTRUDED.**

812X-90

Series 812 — 90°
Crosspiece, Extruded...

12 in. blade in.

HIP

**12" BLADE
HOLDER,
EXTRUDED.**

812XRC

Series 812 Round Post
Cap — Extruded (12"...

12 in. blade in.

HIP

CAPS

827F-L

Caps

4×4 in.

**4X4 SQUARE
POST CAP
EXTRUDED
LONG**

827X-L

4×4 Square Post Cap
Extruded Long

4×4 in.

**5.5" BLADE
HOLDER.
FLAT BLADE,
1 3/4"...**

850-134F

Series 850 Square Post
Bracket — Flat Blade, 1...

4SQ in.

HIP

**5.5" BLADE
HOLDER.
EXTRUDED
BLADE, 1...**

850-134X

Series 850 Square Post
Bracket — Extruded...

4SQ in.

HIP

**5.5" BLADE
HOLDER.
FLAT BLADE,
2" SQUARE...**

850-200F

Series 850 Square Post
Bracket — Flat Blade, 2...

2SQ in.

HIP

**5.5" BLADE
HOLDER.
EXTRUDED
BLADE, 2"...**

850-200X

Series 850 Square Post
Bracket — Extruded...

2SQ in.

HIP

**90 DEGREE
CROSSPIECE
FLAT, 6"
SLOT-BT**

909-90

90 Degree Crosspiece
Flat, 6" Slot-Bt

**2" ROUND
POST CAP
FLAT, 6"
SLOT-BT**

909-RC

2" Round Post Cap Flat,
6" Slot-Bt

**U-CHANNEL
CAP 90
DEGREE FLAT**

909-UC90

U-Channel Cap 90
Degree Flat

**180 DEGREE
U-CHANNEL
CAP FLAT**

909-UC180

180 Degree U-Channel
Cap Flat

**CANTILEVER
ARM BRACKET
W/EXT TO
29"**

1010EXT

Cantilever Arm Bracket
W/Ext To 29"

**ADJUSTABLE
BAND
BRACKET**

AB-10

Adjustable Band Bracket

**BUCKLE
BRACKET SS
STRAPING**

BB7-SS

Buckle Bracket Ss
Straping (2/Pkg)

**LENGTH 18"
/ SIGN
SIZE: 12"
12", 18"...**

CAB100

Chevron Bracket —
CAB100

12×18 in.

HIP

**LENGTH 24"
/ SIGN
SIZE: 18"
24", 24"...**

CAB200

Chevron Bracket —
CAB200

18×24 in.

HIP

**LENGTH 30"
/ SIGN
SIZE: 24"
30", 30"...**

CAB300

Chevron Bracket —
CAB300

24×30 in.

HIP

**DOME CAP,
FOR 2 3/8"
ROUND POST**

CDC-250

Dome Cap, For 2 3/8"
Round Post

**ACORN CAP
FOR 2 3/8"
OD ROUND
POST**

CPC-250

Acorn Cap For 2 3/8" Od
Round Post

**HOLDS THREE
WARNING
FLAGS.
MOUNTS TO...**

DSFH3010

Triple Flag Holder
Bracket (Zinc Plated)

3-flag bracket in.

HIP

**13 7/8" ARM
LENGTH.
UTILIZES 2
3/8" CAPS....**

KC250

Cantilever Arm Bracket —
13 7/8" KC250

13.875 in.

HIP

**20 5/8" ARM
LENGTH.
UTILIZES 2
3/8" CAPS....**

KC500

Cantilever Arm Bracket —
20 5/8" KC500

20.625 in.

HIP

**OVERHEAD
MAST ARM
BRACKET**

OMB800

Overhead Mast Arm
Bracket

**PYRAMID
RAIN CAP**

PC-2

Pyramid Rain Cap

2SQ in.

**PYRAMID
RAIN CAP 1
3/4" SQUARE**

PC-175

Pyramid Rain Cap 1 3/4"
Square

4SQ in.

**2" ROUND
CLOSURE CAP
FOR 2 3/8"
POST**

RC-1

2" Round Closure Cap
For 2 3/8" Post

**3" ROUND
CLOSURE CAP
FOR 2 3/8"
POST**

RC-3

3" Round Closure Cap
For 2 3/8" Post

NATIONAL SIGN COMPANY · MASTER CATALOG

POSTS AND HARDWARE

U-channel, square-tube, telescoping, and breakaway posts — plus the bolts, banding, and portable stands to put any sign in the ground.

Sign Posts 204

Flexible Marking Posts 26

Hardware Bolts Nuts 75

SIGN POSTS

U-channel, square-tube, telescoping, and breakaway sign posts in every standard length.



12SP14

Square Post Anchor Spade (14 ga steel)
12 in. spade in.

HIP



22F120DA03PG

3 ft X 2 1/4" Omni Anchor Post



101-QR

Fixed Base With Quick Release



101NS

Fixed Base For Dp42f-O-W



103-QR

Portable Sign Stand W/Latch Bracket



254-R1-6A-P

Portable Pedestrian Crosswalk Assembly



6603

Round Post Shim



70622

Driver, 3 5/8" Chuck Adapter



70624

Driver, 2 1/2" Chuck Adapter



BPB-YL-96-YL

8ft Yellow Pyramid Sign Base W/Yellow Post



BS-PIQ

36 Lb Portable Black Base W/Quick Release



BS-PIQT

Portable Base, 36 Lbs, Quarter Turn

**FIXED
SURFACE-MOUNT
BASE FOR
IN-STREET...**

BS-SMFB

Base Option — Fixed
Black

Base in.

HIP

DG

**SURFACE
MOUNT FIXED
BASE**

BS-SMFY

Surface Mount Fixed
Base

**QUICK-RELEASE
BASE FOR
IN-STREET
PEDESTRIAN...**

BS-SMQB

Base Option — Quick
Release Black

Base in.

HIP

DG

**SURFACE
MOUNT BASE,
QUARTER
TURN, BLACK**

BS-SMQT-00-B

Surface Mount Base,
Quarter Turn, Black (No...

**SPRING
ASSEMBLY,
2" BLACK,
FIXED...**

C-SA-BK1-2F

Spring Assembly, 2"
Black, Fixed Socket

**SPRING
ASSEMBLY,
BLUE TYPE
I, 2",...**

C-SA-BL1-2F

Spring Assembly, Blue
Type I, 2", Fixed Style

**SPRING
ASSEMBLY,
BLUE TYPE
I, 2",...**

C-SA-BL1-2Q

Spring Assembly, Blue
Type I, 2", Quick Releas...

**SPRING
ASSEMBLY,
BLUE TYPE
I, 2",...**

C-SA-BL2-2Q

Spring Assembly, Blue
Type I, 2", Quick Release

**#SD3531
SHUR-FLEX
DRIVEABLE
DELINEATOR..**

D3C48WR3

#Sd3531 Shur-Flex
Driveable Delineator...

**1 3/4"
SQUARE
DRIVE CAP**

DC150175M

1 3/4" Square Drive Cap

4SQ in.

**DRIVE CAP
FOR 2"
SQUARE
POSTS. USE...**

DC175200M

Square Post Drive Cap —
2" Post (Model 200M)

2SQ in.

HIP

**LOCK &
RELEASE
POWER POST
DRIVE CAP...**

DC200225LR

Lock & Release Power
Post Drive Cap For 2 1/...

4SQ in.

**DRIVE CAP
FOR 2 1/4"
SQUARE
POSTS.**

DC200225M

Square Post Drive Cap —
2 1/4" Post (Model 225M)

4SQ in.

HIP

**DRIVE CAP,
TO DRIVE 2
1/2" SQUARE
POST**

DC225250M

Drive Cap, To Drive 2 1/2"
Square Post

2SQ in.

**48"
SHUR-FLEX
POST, BLACK
W/SQ ANCHO..**

DK48BR2

48" Shur-Flex Post, Black
W/Sq Anchor Post

**48"
SHUR-FLEX
POST, WHITE
W/SQ ANCHO..**

DK48WR2

48" Shur-Flex Post,
White W/Sq Anchor Post

**48" YELLOW
DRIVABLE
POST FLAT
TOP W/SQ...**

DK48YR2

48" Yellow Drivable Post
Flat Top W/Sq Insert

**5 FT 1.12
LB GREEN
DELINEATOR
POST**

DP-5

5 ft 1.12 Lb Green
Delineator Post

**6 FT, 1.12
LBS/FT.
LIGHTWEIGHT
DELINEATOR.**

DP-6

Green Delineator Post —
6 ft (1.12 lbs/ft)

6 ft x 1.12 lbs/ft in.

HIP

**7 FT, 1.12
LBS/FT.**

DP-7

Green Delineator Post —
7 ft (1.12 lbs/ft)

7 ft x 1.12 lbs/ft in.

HIP

**8 FT, 1.12
LBS/FT.**

DP-8

Green Delineator Post —
8 ft (1.12 lbs/ft)

8 ft x 1.12 lbs/ft in.

HIP

**POST, 10 FT
1.12#
DELINEATOR
- GREEN**

DP-10

Post, 10 ft 1.12#
Delineator - Green

**POSTS, 12
FT 1.12
LB/FT GREEN
DELINEATOR**

DP-12

Posts, 12 ft 1.12 Lb/ft
Green Delineator

**5 1/2 FT
1.12 GREEN
DELINEATOR
POST**

DP5-5

5 1/2 ft 1.12 Green
Delineator Post

**DRIVE CAP,
2 3/8"
ROUND POST**

DR-68

Drive Cap, 2 3/8" Round Post

**1 1/8" LOCK
& RELEASE
DRIVE SHANK**

DS61125LR

1 1/8" Lock & Release Drive Shank

**SHUR-FLEX
SURFACE
MOUNT FOR
SQ2RD...**

EB7A

Shur-Flex Surface Mount For Sq2rd W/L-Pin

**SF0140 28"
ORANGE
SHUR-FLEX
SURFACE...**

EB7C28OP3

Sf0140 28" Orange Shur-Flex Surface Mount Top...

**SURFACE
MOUNT POST
48" WHITE
ROUND TOP,...**

EB7C48WP3

Surface Mount Post 48" White Round Top, Black...

**STANDARD
POST DRIVER
FOR
FIBERGLASS...**

GMD400

Standard Post Driver (GMD400)

Driver in.

HIP

**14" CAST
IRON BASE,
PRE-DRILLED
FIXED POST...**

GP-4

Portable Sign Post

14 in.

HIP

**POST, 48"
PORTABLE,
W/18" CAST
IRON BASE**

GP-5

Post, 48" Portable, W/18" Cast Iron Base

**REPLACEMENT
POST FOR
GP-4**

GP-POST

Replacement Post For Gp-4

**14" CAST
IRON
PEDESTAL
BASE, BLACK**

GP4-BASE

14" Cast Iron Pedestal Base, Black

**RHINO MULTI
PRO POST
DRIVER -
GAS**

GPD-45

Rhino Multi Pro Post Driver - Gas

**FLEXIBLE
MARKERS
POST PULLER**

GPP200

Flexible Markers Post Puller

**POSTS, 3
1/2 FT 2#
J-CHANNEL
GREEN**

GR3

Posts, 3 1/2 ft 2# U-Channel Green

**POSTS, 6
1/2 FT 2#
J-CHANNEL
GREEN**

GR6

Posts, 6 1/2 ft 2# U-Channel Green

**10 FT, 2
LBS/FT.**

GR10-2

Green U-Channel Post —
10 ft, 2 lbs/ft (RIB-BAK...
10 ft x 2 lbs/ft in.

HIP

**10 FT, 3
LBS/FT .**

GR10-3

Green U-Channel Post —
10 ft, 3 lbs/ft (RIB-BAK...
10 ft x 3 lbs/ft in.

HIP

**10 FT 4#
J-CHANNEL
GREEN**

GR10-4

10 ft 4# U-Channel Green

**POSTS, 11
FT 2#
J-CHANNEL
GREEN**

GR11-2

Posts, 11 ft 2# U-Channel Green

**12 FT, 2
LBS/FT.**

GR12-2

Green U-Channel Post —
12 ft, 2 lbs/ft (RIB-BAK...
12 ft x 2 lbs/ft in.

HIP

**12 FT, 3
LBS/FT .**

GR12-3

Green U-Channel Post —
12 ft, 3 lbs/ft (RIB-BAK...
12 ft x 3 lbs/ft in.

HIP

**12 FT 4#
J-CHANNEL
GREEN**

GR12-4

12 ft 4# U-Channel Green

**POSTS, 13
FT 3#
J-CHANNEL
GREEN**

GR13-3

Posts, 13 ft 3# U-Channel Green

**POSTS, 14
FT 2 #
J-CHANNEL
GREEN**

GR14-2

Posts, 14 ft 2 # U-Channel Green

**POSTS, 14
FT 3#
J-CHANNEL
GREEN**

GR14-3

Posts, 14 ft 3# U-Channel Green

**POSTS, 14
FT 4 #
J-CHANNEL
GREEN**

GR14-4

Posts, 14 ft 4 # U-Channel Green

**POSTS, 15
FT 3#
J-CHANNEL
GREEN**

GR15-3

Posts, 15 ft 3# U-Channel Green

**POSTS, 3 FT
2#
U-CHANNEL
GREEN**

GR30-2

Posts, 3 ft 2# U-Channel Green

**POSTS, 3 FT
3#
U-CHANNEL
GREEN**

GR30-3

Posts, 3 ft 3# U-Channel Green

**POSTS, 4 FT
2#
U-CHANNEL
GREEN**

GR40-2

Posts, 4 ft 2# U-Channel Green

**POSTS, 4 FT
3#
U-CHANNEL
GREEN**

GR40-3

Posts, 4 ft 3# U-Channel Green

**6 FT, 2
LBS/FT.
HOT-DIPPED
CALVANIZED..**

GR60-2

Green U-Channel Post —
6 ft, 2 lbs/ft (RIB-BAK...

6 ft x 2 lbs/ft in.

HIP

**POSTS, 6 FT
3# GREEN
U-CHANNEL**

GR60-3

Posts, 6 ft 3# Green U-Channel

**POSTS, 7 FT
2# GREEN
U-CHANNEL**

GR70-2

Posts, 7 ft 2# Green U-Channel

**POSTS, 7 FT
3#
U-CHANNEL
GREEN**

GR70-3

Posts, 7 ft 3# U-Channel Green

**8 FT, 2
LBS/FT.**

GR80-2

Green U-Channel Post —
8 ft, 2 lbs/ft (RIB-BAK...

8 ft x 2 lbs/ft in.

HIP

**POSTS, 8 FT
3#
U-CHANNEL
GREEN**

GR80-3

Posts, 8 ft 3# U-Channel Green

**POSTS, 9 FT
2#
U-CHANNEL
GREEN**

GR90-2

Posts, 9 ft 2# U-Channel
Green

**POSTS, 9 FT
3# GREEN
U-CHANNEL
POST**

GR90-3

Posts, 9 ft 3# Green U-
Channel Post

**SHURTITE
ANCHOR KIT,
1/2"X3 1/2"
HEX BOLT,...**

HG12X3

Shurtite Anchor Kit,
1/2"X3 1/2" Hex Bolt,...
2x3 1/2 in.

**#SD0003
SHUR-FLEX
SQ2RD JOINT**

IJS2R

#Sd0003 Shur-Flex
Sq2rd Joint

**POSTS, ALUM
BASE
REPLACEMENT
STUBS**

IN81-STUB

Posts, Alum Base
Replacement Stubs

**JACK JAW
T-POST
PULLER**

JJ0205

Jack Jaw T-Post Puller

**JACK JAW
SQUARE POST
EXTRACTOR**

JJ0304

Jack Jaw Square Post
Extractor (2"-2 1/2")

**U-CHANNEL
POST
EXTRACTOR.
PULLS POST...**

JJ0500

JackJaw Post Extractor
— U-Channel (Model...
U-Channel in.

HIP

**SQUARE POST
EXTRACTOR.**

JJ0504

JackJaw Post Extractor
— Square Post (Model...
Square Post in.

HIP

**JACK JAW
FOR 1 3/4"
- 2 1/4"
SQUARE POST**

JJ0515

Jack Jaw For 1 3/4" - 2
1/4" Square Post
4SQ in.

**36" ORANGE
POST, BLACK
CAP, 2
WHITE...**

MP2-36OC-WW-QT

36" Orange Post, Black
Cap, 2 White Bands, Qt...

**36" ORANGE
SHORT
SQUEEZE, 2
WHITE...**

MP2-36OS-WW-QT

36" Orange Short
Squeeze, 2 White Band...

**48" FLEX
POST -
YELLOW W/
DG WHITE..**

**MP2-48-YS-DW-DW-
QT**

48" Flex Post - Yellow
W/(2) DG White Bands,...

DG

**48" FLEX
POST, SHORT
SQZ -
ORANGE W/2..**

MP2-48OS-WW-QT

48" Flex Post, Short Sqz
- Orange W/2 White...

**48" FLEX
POST -
YELLOW W/
DG YEL...**

MP2-48YO-YY-QT

48" Flex Post - Yellow
W/(2) DG Yel Bands, Qt

DG

**POST,
SQUARE POST
SIGN WEDGE**

MPJ-2

Post, Square Post Sign
Wedge

**MANUAL POST
EXTRACTOR**

MPX-10-P

Manual Post Extractor

**16"
ALUMINUM
BASE, 4"
STUB...**

NS-81

Aluminum Sign Base

12×18 in.

HIP

**1 3/4"
SQUARE POST
ANCHOR**

NS-134SQ

1 3/4" Square Post
Anchor

4SQ in.

**2" SQUARE
POST ANCHOR**

NS-200SQ

2" Square Post Anchor

2SQ in.

**U-CHANNEL
POST ANCHOR**

NS-UCHA

U-Channel Post Anchor

**PILOT HOLE
DRIVER TO
PRE-BORE
BEFORE...**

PHD100

Pilot Hole Driver
(PHD100)

Driver in.

HIP

**POSTS, 8 FT
.065 ROUND
GALVANIZED**

RD6-8

Posts, 8 ft .065 Round
Galvanized

**10 FT
LENGTH, 2
3/8"
OUTSIDE...**

RD6-10

Galvanized Round Post —
10 ft (2 3/8" OD)

10 ft x 2.375 in.

HIP

**POSTS, 11
FT .065
ROUND
GALVANIZED**

RD6-11

Posts, 11 ft .065 Round Galvanized

**12 FT
LENGTH, 2
3/8"
OUTSIDE...**

RD6-12

Galvanized Round Post — 12 ft (2 3/8" OD)

12 ft x 2.375 in.

HIP

**27" X 2
7/8" SOCKET
FOR ROUND
POST**

RDSOCKET278

27" X 2 7/8" Socket For Round Post

27x2 7/8 in.

**ROUND POST
SHIM/WEDGE
FOR SOCKET**

RDWEDGE

Round Post Shim/Wedge For Socket

**2" SQUARE
POST BASE**

SB200S

2" Square Post Base

2SQ in.

**ROUND POST
BASE FOR 2
3/8" OD
ROUND...**

SB238RP

Round Post Base — 2 3/8" Diameter

2.375 in.

HIP

**KLEEN BREAK
SURFACE
MOUNT
REPLACEMEN...**

SMKB3-G

Kleen Break Surface Mount Replacement Base

**66" PLASTIC
SIGN POST,
WHITE,
QUARTER...**

SP-66W0-QT

66" Plastic Sign Post, White, Quarter Turn Base

**66" PLASTIC
SIGN POST,
QUARTER
TURN BASE,...**

SP-66WH-QT

66" Plastic Sign Post, Quarter Turn Base, R7-...

**10 FTX2"X2"
SQ POST
POWDER COAT
BLACK-14 GA**

SQ22-10-14-PCBLK

10 Ftx2"X2" Sq Post Powder Coat Black-14 Ga

2x2 in.

**12 FTX2"X2"
SQ POST
POWDER COAT
BLACK-14 GA**

SQ22-12-14-PCBLK

12 Ftx2"X2" Sq Post Powder Coat Black-14 Ga

2x2 in.

**10FTX1
1/4"X1 1/4"
SQ POST
GALV 12 GA**

SQ125-10-12

10ftx1 1/4"X1 1/4" Sq Post Galv 12 Ga

1 1/4x1 1/4 in.

**1 1/4" X 1
1/4" X 10
FT SQ
POSTGALV 14 GA**

SQ125-10-14

1 1/4" X 1 1/4" X 10 ft Sq
Postgalv 14 Ga

1 1/4×1 1/4 in.

**5 FTX1
3/4"X1 3/4"
SQUARE
UPRIGHT...**

SQ175-5-14

5 Ftx1 3/4"X1 3/4"
Square Upright Post 14...

1 3/4×1 3/4 in.

**6 FTX1
3/4"X1 3/4"
SQUARE
UPRIGHT...**

SQ175-6-14

6 Ftx1 3/4"X1 3/4"
Square Upright Post, 14...

1 3/4×1 3/4 in.

**8 FTX1
3/4"X1 3/4"
SQ POST
GALV 12 GA**

SQ175-8-12

8 Ftx1 3/4"X1 3/4" Sq
Post Galv 12 Ga

1 3/4×1 3/4 in.

**8FTX1
3/4"X1 3/4"
SQ POST
GALV 14 GA**

SQ175-8-14

8ftx1 3/4"X1 3/4" Sq Post
Galv 14 Ga

1 3/4×1 3/4 in.

**9 FTX1
3/4"X1 3/4"
SQ POST
GALV 14 GA**

SQ175-9-14

9 Ftx1 3/4"X1 3/4" Sq
Post Galv 14 Ga

1 3/4×1 3/4 in.

**10 FTX1
3/4"X1 3/4"
SQ POST
GALV 12 GA**

SQ175-10-12

10 Ftx1 3/4"X1 3/4" Sq
Post Galv 12 Ga

1 3/4×1 3/4 in.

**1 3/4"
UPRIGHT, 10
FT LENGTH,
14 GA...**

SQ175-10-14

Square Post Upright — 1
3/4" × 1 3/4" × 10 ft, 14...

1 3/4×1 3/4 in.

HIP

**10 FT X 1
3/4" X 1
3/4 SQ POST
POWDER COA...**

SQ175-10-14PCBLK

10 ft X 1 3/4" X 1 3/4 Sq
Post Powder Coat Black...

1 3/4×1 3/4 in.

**12 FTX1
3/4"X1 3/4"
SQ POST
GALV 12 GA**

SQ175-12-12

12 Ftx1 3/4"X1 3/4" Sq
Post Galv 12 Ga

1 3/4×1 3/4 in.

**1 3/4"
UPRIGHT, 12
FT LENGTH,
14 GA...**

SQ175-12-14

Square Post Upright — 1
3/4" × 1 3/4" × 12 ft, 14...

1 3/4×1 3/4 in.

HIP

**12 FT X 1
3/4" X 1
3/4 SQ POST
POWDER COA...**

SQ175-12-14PCBLK

12 ft X 1 3/4" X 1 3/4 Sq
Post Powder Coat Black...

1 3/4×1 3/4 in.

**1 3/4"
UPRIGHT, 14
FT LENGTH,
14 GA...**

SQ175-14-14

Square Post Upright — 1
3/4" x 1 3/4" x 14 ft, 14...

1 3/4x1 3/4 in.

HIP

**15 FTX1
3/4"X1 3/4"
SQUARE POST
GALV 14 GA**

SQ175-15-14

15 Ftx1 3/4"X1 3/4"
Square Post Galv 14 Ga

1 3/4x1 3/4 in.

**24 FT X 1
3/4" X 1
3/4" SQ
POST GALV..**

SQ175-24-12

24 ft X 1 3/4" X 1 3/4" Sq
Post Galv 12 Gauge

1 3/4x1 3/4 in.

**24 FT X 1
3/4" X 1
3/4" SQ
POST GALV..**

SQ175-24-14

24 ft X 1 3/4" X 1 3/4" Sq
Post Galv 14 Gauge

1 3/4x1 3/4 in.

**2" 2"
ANCHOR, 3
FT LENGTH,
12 GA.**

SQ220-3-12

Square Post Anchor — 2"
x 2" x 3 ft, 12 ga

2x2 in.

HIP

**2" 2"
ANCHOR, 4
FT LENGTH,
12 GA.**

SQ220-4-12

Square Post Anchor — 2"
x 2" x 4 ft, 12 ga

2x2 in.

HIP

**4 FTX2"X2"
SQ POST
GALV 12 GA,
WITH SOIL...**

SQ220-4-12-S

4 Ftx2"X2" Sq Post Galv
12 Ga, With Soil Stabilizer

2x2 in.

**6 FTX2"X2"
SQ POST
GALV 14 GA**

SQ220-6-14

6 Ftx2"X2" Sq Post Galv
14 Ga

2x2 in.

**8 FTX2"X2"
SQ POST
GALV 12 GA**

SQ220-8-12

8 Ftx2"X2" Sq Post Galv
12 Ga

2x2 in.

**8 FTX2"X2"
SQ POST
GALV 14 GA**

SQ220-8-14

8 Ftx2"X2" Sq Post Galv
14 Ga

2x2 in.

**9 FTX2"X2"
SQ POST
GALV 14 GA**

SQ220-9-14

9 Ftx2"X2" Sq Post Galv
14 Ga

2x2 in.

**10FTX2"X2"
SQ POST
GALV 12 GA**

SQ220-10-12

10ftx2"X2" Sq Post Galv
12 Ga

2x2 in.

**2" UPRIGHT,
10 FT
LENGTH, 14
GA STEEL.**

SQ220-10-14

Square Post Upright — 2"
× 2" × 10 ft, 14 ga

2×2 in.

HIP

12 FT X

SQ220-12-12

12 ft X

2×2 in.

**2" UPRIGHT,
12 FT
LENGTH, 14
GA STEEL.**

SQ220-12-14

Square Post Upright — 2"
× 2" × 12 ft, 14 ga

2×2 in.

HIP

14 FT X

SQ220-14-12

14 ft X

2×2 in.

**2" UPRIGHT,
14 FT
LENGTH, 14
GA STEEL.**

SQ220-14-14

Square Post Upright — 2"
× 2" × 14 ft, 14 ga

2×2 in.

HIP

15 FTX

SQ220-15-12

15 Ftx

2×2 in.

**24 FTX2"X2"
SQ POST
GALV 12 GA**

SQ220-24-12

24 Ftx2"X2" Sq Post Galv
12 Ga

2×2 in.

**24 FTX2"X2"
SQ POST
GALV 14 GA**

SQ220-24-14

24 Ftx2"X2" Sq Post Galv
14 Ga

2×2 in.

**2 1/4" 2
1/4"
ANCHOR, 3
FT LENGTH,...**

SQ225-3-12

Square Post Anchor — 2
1/4" × 2 1/4" × 3 ft, 12 ga

2 1/4×2 1/4 in.

HIP

**2 1/4" 2
1/4"
ANCHOR, 4
FT LENGTH,...**

SQ225-4-12

Square Post Anchor — 2
1/4" × 2 1/4" × 4 ft, 12 ga

2 1/4×2 1/4 in.

HIP

**8 FTX2
1/4"X2 1/4"
SQ POST
GALV 12 GA**

SQ225-8-12

8 Ftx2 1/4"X2 1/4" Sq
Post Galv 12 Ga

2 1/4×2 1/4 in.

**8 FTX2
1/4"X2 1/4"
SQ POST
GALV 14 GA**

SQ225-8-14

8 Ftx2 1/4"X2 1/4" Sq
Post Galv 14 Ga

2 1/4×2 1/4 in.

**9 FT X 2
1/4"X2 1/4"
SQ POST
GALV 12...**

SQ225-9-12

9 ft X 2 1/4"X2 1/4" Sq
Post Galv 12 Gauge

2 1/4x2 1/4 in.

**9 FTX2
1/4"X2 1/4"
SQ POST
GALV 14 GA**

SQ225-9-14

9 Ftx2 1/4"X2 1/4" Sq
Post Galv 14 Ga

2 1/4x2 1/4 in.

**10FTX2
1/4"X2 1/4"
SQ POST
GALV 14 GA**

SQ225-10-14

10ftx2 1/4"X2 1/4" Sq
Post Galv 14 Ga

2 1/4x2 1/4 in.

**12FTX2
1/4"X2 1/4"
SQ POST
GALV 12 GA**

SQ225-12-12

12ftx2 1/4"X2 1/4" Sq
Post Galv 12 Ga

2 1/4x2 1/4 in.

**12FTX2
1/4"X2 1/4"
SQ POST
GALV 14 GA**

SQ225-12-14

12ftx2 1/4"X2 1/4" Sq
Post Galv 14 Ga

2 1/4x2 1/4 in.

**14 FTX2
1/4"X2 1/4"
SQ POST
GALV 12 GA**

SQ225-14-12

14 Ftx2 1/4"X2 1/4" Sq
Post Galv 12 Ga

2 1/4x2 1/4 in.

**15 FTX2
1/4"X2 1/4"
SQ POST
GALV 14 GA**

SQ225-15-14

15 Ftx2 1/4"X2 1/4" Sq
Post Galv 14 Ga

2 1/4x2 1/4 in.

**18"X2
1/4"X2 1/4"
SQ POST
SLEEVE GALV...**

SQ225-18-12

18"X2 1/4"X2 1/4" Sq
Post Sleeve Galv 12 Ga

18x2 1/4 in.

**24FTX2
1/4"X 2
1/4" SQ
POST GALV..**

SQ225-24-12

24ftx2 1/4"X 2 1/4" Sq
Post Galv 12 Ga

2 1/4x2 1/4 in.

**3 FT X 2
1/2" SQ
BASE POST
GALV 12...**

SQ250-3-12

3 ft X 2 1/2" Sq Base Post
Galv 12 Gauge

2SQ in.

**4 FT X 2
1/2" SQ
BASE POST
GALV 12...**

SQ250-4-12

4 ft X 2 1/2" Sq Base Post
Galv 12 Gauge

2SQ in.

**10 FTX2
1/2"X2 1/2"
SQ POST
GALV 12...**

SQ250-10-12

10 Ftx2 1/2"X2 1/2" Sq
Post Galv 12 Gauge

2 1/2x2 1/2 in.



SQ250-12-12

12ftx2 1/2"X2 1/2" Sq Post Galv 12 Gauge
2 1/2x2 1/2 in.



SQ250-14-12

14ftx2 1/2"X2 1/2" Sq Post Galv 12 Gauge
2 1/2x2 1/2 in.



SQ250-18-12

18"X2 1/2"X2 1/2" Sq Post Sleeve Galv 12 Ga
18x2 1/2 in.



SQ250-24-12

24ftx2 1/2"X2 1/2" Sq Post Galv 12 Ga
2 1/2x2 1/2 in.



STRCY-600QT

60" White Sta-Rite/Yellow Bollard Sign...



TF-78-00

78" Tri-Flex Fiberglass Post, White
78TRI in.



TP36FQR

36" Tubular Marker W/101-Qr Fixed Base...



TP42F

42" Tubular Marker - Orange W/101 Fixed Base



TX175-200-G

Kleen Break Post Receiver



XKB425-20-SI

Kleen Break Stem Mount System



XKB42520-G

Kleen Break Concrete Install Assembly — 1 3/4...
2SQ in.

HIP



XKBSM42520-G

Kleen Break Surface Mount Assembly — 1...
Surface Mount in.

HIP

**KLEEN BREAK
SHEAR BOLT
WRENCH**

XKBW-1516

Kleen Break Shear Bolt
Wrench

**POSTS, 3
1/2 FT 2#
U-CHANNEL
GALVANIZED**

Z3

Posts, 3 1/2 ft 2# U-
Channel Galvanized

**10 FT, 2
LBS/FT.**

Z10-2

Galvanized U-Channel
Post — 10 ft, 2 lbs/ft...

10 ft x 2 lbs/ft in.

HIP

**POSTS, 10
FT 3#
U-CHANNEL
GALVANIZED**

Z10-3

Posts, 10 ft 3# U-Channel
Galvanized

**POSTS, 10
FT 4
#U-CHANNEL
GALVANIZED**

Z10-4

Posts, 10 ft 4 #U-Channel
Galvanized

**POSTS, 11
FT 2#
U-CHANNEL
GALVANIZED**

Z11-2

Posts, 11 ft 2# U-Channel
Galvanized

**POSTS, 11
FT 3#
U-CHANNEL
GALVANIZED**

Z11-3

Posts, 11 ft 3# U-Channel
Galvanized

**12 FT, 2
LBS/FT.**

Z12-2

Galvanized U-Channel
Post — 12 ft, 2 lbs/ft...

12 ft x 2 lbs/ft in.

HIP

**12 FT, 3
LBS/FT .**

Z12-3

Galvanized U-Channel
Post — 12 ft, 3 lbs/ft...

12 ft x 3 lbs/ft in.

HIP

**POSTS, 13
FT 2#
U-CHANNEL
GALVANIZED**

Z13-2

Posts, 13 ft 2# U-Channel
Galvanized

**POSTS, 13
FT 3#
U-CHANNEL
GALVANIZED**

Z13-3

Posts, 13 ft 3# U-Channel
Galvanized

**POSTS, 14
FT 2#
U-CHANNEL
GALVANIZED**

Z14-2

Posts, 14 ft 2# U-Channel
Galvanized

**POSTS, 14
FT 3#
U-CHANNEL
GALVANIZED**

Z14-3

Posts, 14 ft 3# U-Channel Galvanized

**POSTS, 15
1/2 FT 5#
U-CHANNEL
GALVANIZED**

Z15

Posts, 15 1/2 ft 5# U-Channel Galvanized

**POSTS, 15
FT 3#
U-CHANNEL
GALVANIZED**

Z15-3

Posts, 15 ft 3# U-Channel Galvanized

**POSTS, 16
FT 3#
U-CHANNEL
GALVANIZED**

Z16-3

Posts, 16 ft 3# U-Channel Galvanized

**POSTS, 17
FT 3#
U-CHANNEL
GALVANIZED**

Z17-3

Posts, 17 ft 3# U-Channel Galvanized

**POSTS, 3 FT
2#
U-CHANNEL
GALVANIZED**

Z30-2

Posts, 3 ft 2# U-Channel Galvanized

**POSTS, 3 FT
3#
U-CHANNEL
GALVANIZED**

Z30-3

Posts, 3 ft 3# U-Channel Galvanized

**POSTS, 4 FT
2#
U-CHANNEL
GALVANIZED**

Z40-2

Posts, 4 ft 2# U-Channel Galvanized

**POSTS, 4 FT
3#
U-CHANNEL
GALVANIZED**

Z40-3

Posts, 4 ft 3# U-Channel Galvanized

**POSTS, 5 FT
2.5#
U-CHANNEL
GALVANIZED**

Z50-2

Posts, 5 ft 2.5# U-Channel Galvanized

**POSTS, 5 FT
3#
U-CHANNEL
GALVANIZED**

Z50-3

Posts, 5 ft 3# U-Channel Galvanized

**POSTS, 6 FT
2#
U-CHANNEL
GALVANIZED**

Z60-2

Posts, 6 ft 2# U-Channel Galvanized

**POSTS, 6 FT
3#
U-CHANNEL
GALVANIZED**

Z60-3

Posts, 6 ft 3# U-Channel Galvanized

**POSTS, 7 FT
2#
U-CHANNEL
GALVANIZED**

Z70-2

Posts, 7 ft 2# U-Channel Galvanized

**POSTS, 7 FT
3#
U-CHANNEL
GALVANIZED**

Z70-3

Posts, 7 ft 3# U-Channel Galvanized

**HOT-DIPPED
GALVANIZED,
ASTM A123.
8 FT, 2...**

Z80-2

Galvanized U-Channel Post — 8 ft, 2 lbs/ft...

8 ft x 2 lbs/ft in.

HIP

**POSTS, 8 FT
3#
U-CHANNEL
GALVANIZED**

Z80-3

Posts, 8 ft 3# U-Channel Galvanized

**POSTS, 9 FT
2#
U-CHANNEL
GALVANIZED**

Z90-2

Posts, 9 ft 2# U-Channel Galvanized

**POSTS, 9 FT
3#
U-CHANNEL
GALVANIZED**

Z90-3

Posts, 9 ft 3# U-Channel Galvanized

**6 FT, 1.12
LBS/FT
GALVANIZED.**

ZP-6

Galvanized Delineator Post — 6 ft (1.12 lbs/ft)

6 ft x 1.12 lbs/ft in.

HIP

**7 FT, 1.12
LBS/FT
GALVANIZED.**

ZP-7

Galvanized Delineator Post — 7 ft (1.12 lbs/ft)

7 ft x 1.12 lbs/ft in.

HIP

**8 FT, 1.12
LBS/FT
GALVANIZED.**

ZP-8

Galvanized Delineator Post — 8 ft (1.12 lbs/ft)

8 ft x 1.12 lbs/ft in.

HIP

**9 FT 1.12#
GALVANIZED
DELINEATOR
POST**

ZP-9

9 ft 1.12# Galvanized Delineator Post

**5 1/2 FT
1.12#
GALVANIZED
DELINEATOR..**

ZP5

5 1/2 ft 1.12# Galvanized Delineator Post

HARDWARE BOLTS NUTS

Galvanized and stainless mounting bolts, nuts, washers, and the brackets that hold it all together.

<div data-bbox="168 365 339 535" style="border: 1px solid black; padding: 5px; text-align: center;"> <p>5/16"-18 X 1 1/4" HEX CAP SCREWS</p> </div> <div data-bbox="126 604 297 642" style="background-color: #e0f2f1; padding: 2px; text-align: center;"> <p>31C125HCS5Z</p> </div> <p>5/16"-18 X 1 1/4" Hex Cap Screws 18x1 1/4 in.</p>	<div data-bbox="537 365 708 535" style="border: 1px solid black; padding: 5px; text-align: center;"> <p>5/16" X 2" HEX HEAD BOLT</p> </div> <div data-bbox="482 604 669 642" style="background-color: #e0f2f1; padding: 2px; text-align: center;"> <p>31C200BTA5Z</p> </div> <p>5/16" X 2" Hex Head Bolt (100/Bx) 16x2 in.</p>	<div data-bbox="909 365 1079 535" style="border: 1px solid black; padding: 5px; text-align: center;"> <p>SS HEX HEAD BOLT 5/16" X 2 1/2"</p> </div> <div data-bbox="854 604 1040 642" style="background-color: #e0f2f1; padding: 2px; text-align: center;"> <p>31C250BTAS</p> </div> <p>Ss Hex Head Bolt (Full Thread) 5/16" X 2 1/2".... 16x2 1/2 in.</p>	<div data-bbox="1281 365 1451 535" style="border: 1px solid black; padding: 5px; text-align: center;"> <p>5/16" LOCK NUT W/NYLON INSERT</p> </div> <div data-bbox="1226 604 1412 642" style="background-color: #e0f2f1; padding: 2px; text-align: center;"> <p>31CNNE0Z</p> </div> <p>5/16" Lock Nut W/Nylon Insert (100/Bx)</p>
<div data-bbox="168 856 339 1026" style="border: 1px solid black; padding: 5px; text-align: center;"> <p>5/16" - 18 NYLON INSERT L/N TRV ZP...</p> </div> <div data-bbox="126 1096 313 1134" style="background-color: #e0f2f1; padding: 2px; text-align: center;"> <p>31CNNEZ/TRI</p> </div> <p>5/16" - 18 Nylon Insert L/N Trv Zp 100/Box</p>	<div data-bbox="537 856 708 1026" style="border: 1px solid black; padding: 5px; text-align: center;"> <p>5/16" FENDER WASHER ZINC 1 1/4" OD...</p> </div> <div data-bbox="482 1096 701 1134" style="background-color: #e0f2f1; padding: 2px; text-align: center;"> <p>31NWF EZ/125OD</p> </div> <p>5/16" Fender Washer Zinc 1 1/4" Od 100/Pkg</p>	<div data-bbox="909 856 1079 1026" style="border: 1px solid black; padding: 5px; text-align: center;"> <p>5/16" USS FW ZINC 100/PKG</p> </div> <div data-bbox="854 1096 1040 1134" style="background-color: #e0f2f1; padding: 2px; text-align: center;"> <p>31NWUS0Z</p> </div> <p>5/16" Uss Fw Zinc 100/Pkg</p>	<div data-bbox="1281 856 1451 1026" style="border: 1px solid black; padding: 5px; text-align: center;"> <p>LAPSPLICE HARDWARE-BOLTS NUTS, WASHERS</p> </div> <div data-bbox="1226 1096 1412 1134" style="background-color: #e0f2f1; padding: 2px; text-align: center;"> <p>4881445</p> </div> <p>LapsplICE Hardware- Bolts, Nuts, Washers</p>
<div data-bbox="168 1310 339 1480" style="border: 1px solid black; padding: 5px; text-align: center;"> <p>RIVETS FOR 9 SPOT</p> </div> <div data-bbox="126 1549 199 1587" style="background-color: #e0f2f1; padding: 2px; text-align: center;"> <p>AA68</p> </div> <p>Rivets For 9 Spot</p>	<div data-bbox="537 1310 708 1480" style="border: 1px solid black; padding: 5px; text-align: center;"> <p>5/16" X 3" CARRIAGE BOLT</p> </div> <div data-bbox="482 1549 766 1587" style="background-color: #e0f2f1; padding: 2px; text-align: center;"> <p>CARR005C048GR2ZN</p> </div> <p>5/16" X 3" Carriage Bolt (100/Box) 16x3 in.</p>	<div data-bbox="909 1310 1079 1480" style="border: 1px solid black; padding: 5px; text-align: center;"> <p>5/16" X 4 1/2" CARRIAGE BOLT</p> </div> <div data-bbox="854 1549 1138 1587" style="background-color: #e0f2f1; padding: 2px; text-align: center;"> <p>CARR005C072GR2ZN</p> </div> <p>5/16" X 4 1/2" Carriage Bolt (100/Box) 16x4 1/2 in.</p>	<div data-bbox="1281 1310 1451 1480" style="border: 1px solid black; padding: 5px; text-align: center;"> <p>5/16"X1 1/2" CARRIAGE BOLT SET...</p> </div> <div data-bbox="1226 1549 1347 1587" style="background-color: #e0f2f1; padding: 2px; text-align: center;"> <p>CB-5/16</p> </div> <p>5/16"X1 1/2" Carriage Bolt Set W/Nut & Washer 16x1 1/2 in.</p>

**5/16"X2
1/2"
CARRIAGE
BOLT SET...**

CB-5/16-2

5/16"X2 1/2" Carriage Bolt Set W/Nut & Washer

16x2 1/2 in.

**5/16"X2"
CARRIAGE
BOLT**

CB-20

5/16"X2" Carriage Bolt (100/Bx)

16x2 in.

**5/16" 2
1/2"
CARRIAGE
BOLT....**

CB-25

5/16" x 2 1/2" Carriage Bolt

16x2 1/2 in.

HIP

**5/16"X3"
CARRIAGE
BOLT**

CB5/16-3

5/16"X3" Carriage Bolt (100/Bx)

16x3 in.

**LARGE
BOLT-THROUGH
3" SQUARE
POSTS....**

CB516LE

5/16" Corner Bolt — Large (for 3" Square...)

5/16 in. large in.

HIP

**MEDIUM
BOLT-THROUGH
2 1/2"
SQUARE...**

CB516ME

5/16" Corner Bolt — Medium (for 2 1/2"...)

5/16 in. medium in.

HIP

**SMALL
BOLT-THROUGH
2" SQUARE
POSTS....**

CB516SE

5/16" Corner Bolt — Small (for 2" Square...)

5/16 in. small in.

HIP

**LOC &
RELEASE
POWER DRIVE
CAP FOR**

DC175200LR

Loc & Release Power Drive Cap For

2SQ in.

**1 1/4" X 6"
LOCK &
RELEASE
POWER DRIV..**

DS61250LR

1 1/4" X 6" Lock & Release Power Drive...

1 1/4x6 in.

**SERRATED
EDGE FOR
BETTER
GRIP....**

FG-516

Flange Nut — 5/16" Serrated Edge

5/16 in.

HIP

**5/16"
FLUTED NUT**

FL-516

5/16" Fluted Nut (100/Bx)

**5/16" FLAT
WASHERS**

FW-516

5/16" Flat Washers (100/Bx)

**BIG BOY
DRIVE CAP**

H881110

Big Boy Drive Cap

**JR DRIVE
CAP FOR
J-CHANNEL
POSTS**

H881120

Jr Drive Cap For U-
Channel Posts

**DRIVE CAP
FOR
DELINEATOR
POSTS**

H881130

Drive Cap For Delineator
Posts

**LAP SPLICE
HARDWARE
ONLY**

H881445

Lap Splice Hardware Only
(Bolts, Nuts, Washers)

**SINGLE SLIP
SAFE UNIT**

H881700

Single Slip Safe Unit

**5/16" X 1"
HEX HEAD
BOLT FOR
808...**

HB-1

5/16" X 1" Hex Head Bolt
For 808 Brackets
16x1 in.

**5/16"X3"
HEX HEAD
BOLTS**

HB-3

5/16"X3" Hex Head Bolts
(100/Bx)
16x3 in.

**5/16"X3/4"
HEX HEAD
BOLT**

HB-5/16X3/4

5/16"X3/4" Hex Head
Bolt
16x3 in.

**5/16"X1
1/2" HEX
HEAD BOLT**

HB-150

5/16"X1 1/2" Hex Head
Bolt
16x1 1/2 in.

**HEX HEAD
BOLT,
5/16"X2
1/4"**

HB225

Hex Head Bolt, 5/16"X2
1/4"
16x2 1/4 in.

**5/16" X 3"
HEX BOLTS**

HHB-3

5/16" X 3" Hex Bolts
(100/Bx)
16x3 in.

**5/16" 2
1/2" HEX
HEAD BOLT.
100/CARTON.**

HHB-25

5/16" x 2 1/2" Hex Head
Bolt
16x2 1/2 in.

HIP

**5/16"X3
1/2" HEX
HEAD BOLTS**

HHB-35

5/16"X3 1/2" Hex Head Bolts (100/Bx)

16×3 1/2 in.

**5/16" HEX
NUT.
100/CARTON.**

HN-516

5/16" Hex Nut

5/16 in.

HIP

ANCHOR KIT

IM-ANCHOR-KIT

Anchor Kit (Impact Recovery)

**5/16" LOCK
WASHER**

LW-516

5/16" Lock Washer (100/Bx)

**WEDGE FOR
KLEEN BREAK
ASSEMBLY**

LWX35-G

Wedge For Kleen Break Assembly

**3/8" NYLON
WASHERS**

NW-38

3/8" Nylon Washers (100/Bx)

**1/2" 1 1/2"
PVC SIGN
SPACER.**

PVCSP150

1/2" × 1 1/2" PVC Spacer

2×1 1/2 in.

HIP

**1/2" 1 3/4"
PVC SIGN
SPACER.**

PVCSP175

1/2" × 1 3/4" PVC Spacer

2×1 3/4 in.

HIP

**1/2" X 2"
PVC SPACER**

PVCSP200

1/2" X 2" Pvc Spacer (100/Bx)

2×2 in.

**TWO SPECIAL
BOLTS + BAR
SPACER.
POST...**

SBA-2

LAP-SPLICE Bar Assembly — Silver (3/8...

3/8 × 3/4 × 5 in.

HIP

**BAR SIZE
1/2" 3/4"
5". POST
WEIGHT: 3...**

SBA-4

LAP-SPLICE Bar Assembly — Gold (1/2" ...

1/2 × 3/4 × 5 in.

HIP

**SILVER BAR
LAP SPLICE
HARDWARE
SET**

SBA2-50

Silver Bar Lap Splice Hardware Set (50/Box)

**REPLACEMENT
SHEAR BOLT
WITH
HARDWARE...**

SBH5840-Z

Kleen Break Shear Bolt —
5/8"-11 × 4" (Model 42...

11×4 in.

HIP

**5/16" X
1/2" SOCKET
HEAD CAP
SCREWS 100/**

SHCS-51612

5/16" X 1/2" Socket Head
Cap Screws 100/

16×1 in.

**1/4"
ALUMINUM
SIGN RIVET
#18**

SMRA25-18

1/4" Aluminum Sign Rivet
#18 (100/Bx)

**1/4"
ALUMINUM
SIGN RIVET,
#26**

SMRA25-26

1/4" Aluminum Sign
Rivet, #26

**1/4"
ALUMINUM
SIGN RIVET
#30**

SMRA25-30

1/4" Aluminum Sign Rivet
#30 (100/Bx)

**1/4"
ALUMINUM
SIGN RIVET
#34**

SMRA25-34

1/4" Aluminum Sign Rivet
#34

**5/16" SET
SCREWS**

SS-516

5/16" Set Screws
(100/Bx)

**LONG
T-HANDLE
WRENCH FOR
SET SCREWS**

T-516

Long T-Handle Wrench
For Set Screws

**T HANDLE
TOOL FOR
SET SCREWS**

T-VP532

T Handle Tool For Set
Screws

**T-HANDLE
WRENCH**

T100

T-Handle Wrench

**3/16" LARGE
WRENCH FOR
VANDAL
PROOF BOLT..**

T100-VP

3/16" Large Wrench For
Vandal Proof Bolt L-...

**5/16"X2
1/2"
TUFBOLT**

TB-25

5/16"X2 1/2" Tufbolt
(100/Bx)

16×2 1/2 in.

**TUF-BOLT
5/16" X 3"
NECKLESS
BOLT, ROUN...**

TB-30

Tuf-Bolt 5/16" X 3"
Neckless Bolt, Round...

16×3 in.

**3/8" ALL
STEEL DRIVE
RIVETS
W/BLACK...**

TL3038

3/8" All Steel Drive Rivets
W/Black Poly Washer...

**3/8" DRIVE
RIVET WITH
WASHER.
100/CARTON.**

TL3806

3/8" Drive Rivet with
Washer

3/8 in.

HIP

**5/16" HEAVY
HEX JAM NUT**

TLJNH516

5/16" Heavy Hex Jam Nut
(100/Bx)

**1/4"
TUFNUTS**

TN-25

1/4" Tufnuts (100/Bx)

**5/16"
SECURITY
NUT.
100/CARTON...**

TN-31

5/16" Security Nut (TN-
31)

5/16 in.

HIP

3/8" TUFNUT

TN-37

3/8" Tufnut (100/Bx)

**VANDAL PRUF
BOLT 5/16"
X 3/4"**

TPBS005C012188

Vandal Pruf Bolt 5/16" X
3/4" (Pin Head)

16×3 in.

**5/16"-1.5"
TUFNUT
NYLON
WASHER**

TW-31

5/16"-1.5" Tufnut Nylon
Washer (100/Bx)

**5/16"-1.5"
TUFNUT
BLACK NYLON
WASHER**

TW-31-BK

5/16"-1.5" Tufnut Black
Nylon Washer (100/Bx)

**3/8" X 1
1/2" TUFNUT
NYLON
WASHERS**

TW-37

3/8" X 1 1/2" Tufnut
Nylon Washers (100/Bx)

8×1 1/2 in.

**5/16"
BREAK-A-WAY
NUT.
ALUMINUM....**

VNA-31

5/16" Break-a-Way Nut —
Aluminum (VNA-31)

5/16 in.

HIP

**3/8"
ALUMINUM
BREAKAWAY
NUTS**

VNA-37

3/8" Aluminum
Breakaway Nuts (100/Bx)

**5/16" STEEL
BREAK-AWAY
NUTS**

VNS-31

5/16" Steel Break-Away
Nuts (100/Bx)

**SOCKET FOR
KLEEN BREAK
BOLT**

XKBW-SOCKET

Socket For Kleen Break
Bolt

FLEXIBLE MARKING POSTS

Browse Flexible Marking Posts from National Sign Company.

<div data-bbox="168 365 339 537" style="border: 1px solid black; padding: 5px; text-align: center;"> <p>62" LENGTH, WHITE POST. 20/BOX. SPECIFY...</p> </div> <div data-bbox="126 606 233 632" style="background-color: #e0f2f1; padding: 2px;"> <p>FT-62-00</p> </div> <p>Fiberglass Marker Post — 62" White</p> <p>62 in.</p> <div data-bbox="126 764 164 785" style="background-color: #e0f2f1; padding: 2px;"> <p>HIP</p> </div>	<div data-bbox="537 365 708 537" style="border: 1px solid black; padding: 5px; text-align: center;"> <p>62" WHITE FLEXIBLE POST W/3X12 HIP YELLOW..</p> </div> <div data-bbox="500 606 716 632" style="background-color: #e0f2f1; padding: 2px;"> <p>FT-62-00-312HIYDF</p> </div> <p>62" White Flexible Post W/3×12 HIP (Solid)...</p> <p>3×12 in.</p> <div data-bbox="500 764 537 785" style="background-color: #e0f2f1; padding: 2px;"> <p>HIP</p> </div>	<div data-bbox="909 365 1079 537" style="border: 1px solid black; padding: 5px; text-align: center;"> <p>62" WHITE FLEXIBLE POST W/3X24 HIP YELLOW..</p> </div> <div data-bbox="872 606 1088 632" style="background-color: #e0f2f1; padding: 2px;"> <p>FT-62-00-324HIYDF</p> </div> <p>62" White Flexible Post W/3×24 HIP(Solid) Yell...</p> <p>3×24 in.</p> <div data-bbox="872 764 909 785" style="background-color: #e0f2f1; padding: 2px;"> <p>HIP</p> </div>	<div data-bbox="1281 365 1451 537" style="background-color: yellow; border: 1px solid black; padding: 5px; text-align: center;"> <p>62" LENGTH, YELLOW POST. 20/BOX.</p> </div> <div data-bbox="1243 606 1334 632" style="background-color: #e0f2f1; padding: 2px;"> <p>FT-62-02</p> </div> <p>Fiberglass Marker Post — 62" Yellow</p> <p>62 in.</p> <div data-bbox="1243 764 1281 785" style="background-color: #e0f2f1; padding: 2px;"> <p>HIP</p> </div>
<div data-bbox="168 903 339 1075" style="border: 1px solid black; padding: 5px; text-align: center;"> <p>62" YELLOW FLEXIBLE POST W/3X12 HIP YELLOW..</p> </div> <div data-bbox="126 1144 342 1169" style="background-color: #e0f2f1; padding: 2px;"> <p>FT-62-02-312HIYDF</p> </div> <p>62" Yellow Flexible Post W/3×12 HIP (Solid)...</p> <p>3×12 in.</p> <div data-bbox="126 1302 164 1323" style="background-color: #e0f2f1; padding: 2px;"> <p>HIP</p> </div>	<div data-bbox="537 903 708 1075" style="border: 1px solid black; padding: 5px; text-align: center;"> <p>62" FLEXIBLE MARKING POST, BLUE</p> </div> <div data-bbox="500 1144 607 1169" style="background-color: #e0f2f1; padding: 2px;"> <p>FT-62-05</p> </div> <p>62" Flexible Marking Post, Blue</p>	<div data-bbox="909 903 1079 1075" style="border: 1px solid black; padding: 5px; text-align: center;"> <p>62" FLEXIBLE MARKING POST, GREEN</p> </div> <div data-bbox="872 1144 979 1169" style="background-color: #e0f2f1; padding: 2px;"> <p>FT-62-06</p> </div> <p>62" Flexible Marking Post, Green</p>	<div data-bbox="1281 903 1451 1075" style="border: 1px solid black; padding: 5px; text-align: center;"> <p>66" LENGTH, WHITE POST. 20/BOX.</p> </div> <div data-bbox="1243 1144 1334 1169" style="background-color: #e0f2f1; padding: 2px;"> <p>FT-66-00</p> </div> <p>Fiberglass Marker Post — 66" White</p> <p>66 in.</p> <div data-bbox="1243 1302 1281 1323" style="background-color: #e0f2f1; padding: 2px;"> <p>HIP</p> </div>
<div data-bbox="168 1440 339 1612" style="border: 1px solid black; padding: 5px; text-align: center;"> <p>66" WHITE FLEXIBLE POST W/3X12 HIP YELLOW..</p> </div> <div data-bbox="126 1682 342 1707" style="background-color: #e0f2f1; padding: 2px;"> <p>FT-66-00-312HIYDF</p> </div> <p>66" White Flexible Post W/3×12 HIP (Solid)...</p> <p>3×12 in.</p> <div data-bbox="126 1839 164 1860" style="background-color: #e0f2f1; padding: 2px;"> <p>HIP</p> </div>	<div data-bbox="537 1440 708 1612" style="border: 1px solid black; padding: 5px; text-align: center;"> <p>66" WHITE FLEXIBLE POST W/3X12 HIP YELLOW..</p> </div> <div data-bbox="500 1682 716 1707" style="background-color: #e0f2f1; padding: 2px;"> <p>FT-66-00-312HIYSF</p> </div> <p>66" White Flexible Post W/3×12 HIP (Solid)...</p> <p>3×12 in.</p> <div data-bbox="500 1839 537 1860" style="background-color: #e0f2f1; padding: 2px;"> <p>HIP</p> </div>	<div data-bbox="909 1440 1079 1612" style="border: 1px solid black; padding: 5px; text-align: center;"> <p>66" WHITE FLEXIBLE POST W/3X24 HIP B/Y...</p> </div> <div data-bbox="872 1682 1088 1707" style="background-color: #e0f2f1; padding: 2px;"> <p>FT-66-00-324HIBYDF</p> </div> <p>66" White Flexible Post W/3×24 HIP B/Y (Om3)...</p> <p>3×24 in.</p> <div data-bbox="872 1839 909 1860" style="background-color: #e0f2f1; padding: 2px;"> <p>HIP</p> </div>	<div data-bbox="1281 1440 1451 1612" style="border: 1px solid black; padding: 5px; text-align: center;"> <p>66" WHITE FLEXIBLE POST W/3X24 HIP YELLOW..</p> </div> <div data-bbox="1243 1682 1461 1707" style="background-color: #e0f2f1; padding: 2px;"> <p>FT-66-00-324HIYDF</p> </div> <p>66" White Flexible Post W/3×24 HIP (Solid)...</p> <p>3×24 in.</p> <div data-bbox="1243 1839 1281 1860" style="background-color: #e0f2f1; padding: 2px;"> <p>HIP</p> </div>

**66" LENGTH,
YELLOW
POST.
20/BOX.**

FT-66-02

Fiberglass Marker Post —
66" Yellow

66 in.

HIP

**66"
FLEXIBLE
MARKING
POST, BLUE**

FT-66-05

66" Flexible Marking
Post, Blue

**66"
FLEXIBLE
MARKING
POST, GREEN**

FT-66-06

66" Flexible Marking
Post, Green

**72" LENGTH,
WHITE POST.
20/BOX.**

FT-72-00

Fiberglass Marker Post —
72" White

72 in.

HIP

**72" WHITE
FLEXIBLE
POST W/3X12
HIP YELLOW..**

FT-72-00-312HIYDF

72" White Flexible Post
W/3×12 HIP (Solid)...

3×12 in.

HIP

**72" WHITE
FLEXIBLE
POST W/3X24
HIP YELLOW..**

FT-72-00-324HIYDF

72" White Flexible Post
W/3×24 HIP (Solid)...

3×24 in.

HIP

**72" LENGTH,
YELLOW
POST.
20/BOX.**

FT-72-02

Fiberglass Marker Post —
72" Yellow

72 in.

HIP

**72" YELLOW
FLEXIBLE
POST W/3X12
HIP YELLOW..**

FT-72-02-312HIYDF

72" Yellow Flexible Post
W/3×12 HIP (Solid)...

3×12 in.

HIP

**78" LENGTH,
WHITE POST.
20/BOX.**

FT-78-00

Fiberglass Marker Post —
78" White

78 in.

HIP

**78" LENGTH,
YELLOW
POST.
20/BOX.**

FT-78-02

Fiberglass Marker Post —
78" Yellow

78 in.

HIP

**84" LENGTH,
WHITE POST.
20/BOX.**

FT-84-00

Fiberglass Marker Post —
84" White

84 in.

HIP

**84" WHITE
FLEXIBLE
POST W/3X12
HIP YELLOW..**

FT-84-00-312HIYDF

84" White Flexible Post
W/3×12 HIP (Solid)...

3×12 in.

HIP

**84" LENGTH,
YELLOW
POST.
20/BOX.**

FT-84-02

**Fiberglass Marker Post —
84" Yellow**

84 in.

HIP

**84" YELLOW
FLEXIBLE
POST W/3X12
HIP YELLOW..**

FT-84-02-312HIYDF

**84" Yellow Flexible Post
W/3×12 HIP (Solid)...**

3×12 in.

HIP

NATIONAL SIGN COMPANY · MASTER CATALOG






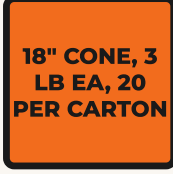





TRAFFIC CONTROL

Cones, channelizers, barricades, flashers, tape, paddles, and the work-zone gear crews rely on in the field.

Traffic Cones	40	Warning Flags	48
Traffic Channelizers	16	Reflectors Delineators	42
Barricades	73		

TRAFFIC CONES

12", 18", 28", and 36" PVC and rubber traffic cones with reflective collars in every grade.

 <p>12" ORANGE TRAFFIC CONE</p> <p>12PVCS</p> <p>12" Orange Traffic Cone</p>	 <p>18" ORANGE TRAFFIC CONE W/BLACK...</p> <p>18PV-BLK</p> <p>18" Orange Traffic Cone W/Black Base</p>	 <p>18" LIME TRAFFIC CONE W/BLACK..</p> <p>18PV-L-BLK</p> <p>18" Lime Traffic Cone W/Black Base</p>	 <p>18" ORANGE TRAFFIC CONE</p> <p>18PVCS</p> <p>18" Orange Traffic Cone</p>
 <p>18" ORANGE TRAFFIC CONE W/BLACK...</p> <p>18PVCS-BLK</p> <p>18" Orange Traffic Cone W/Black Base</p>	 <p>18" CONE, 3 LB EA, 20 PER CARTON</p> <p>18PVRC</p> <p>ZoneCone — 18" Cone (Orange Base)</p> <p>18 in.</p> <p>HIP DG</p>	 <p>18" CONE, 3 LB EA, 20 PER CARTON</p> <p>18PVRC-BLK</p> <p>ZoneCone — 18" Cone (Black Base)</p> <p>18 in.</p> <p>HIP DG</p>	 <p>18" TRAFFIC CONE, LIME W/BLACK BASE &...</p> <p>18PVRC-BLK-LIME</p> <p>18" Traffic Cone, Lime W/Black Base & Collar</p>
 <p>18" LIME TRAFFIC CONE W/REFLECTI...</p> <p>18PVRC-L</p> <p>18" Lime Traffic Cone W/Reflective Collar</p>	 <p>18" LIME TRAFFIC CONE W/BLACK..</p> <p>18PVRC-L-BLK</p> <p>18" Lime Traffic Cone W/Black Base &...</p>	 <p>28" ORANGE HEAVY TRAFFIC CONE</p> <p>28PVCH</p> <p>28" Orange Heavy Traffic Cone</p>	 <p>28" ORANGE TRAFFIC CONE</p> <p>28PVCS</p> <p>28" Orange Traffic Cone</p>



28PVCS-BLK

28" Orange Traffic Cone W/Blk Base



28PVCTL

28" Trim Orange Traffic Cones

28TRI in.



28PVCTLH

28" Trimline Cone Orange

28TRI in.



28PVRC

ZoneCone — 28" Cone (Orange Base)

28 in.

HIP

DG



28PVRC-BLK

ZoneCone — 28" Cone (Black Base)

28 in.

HIP

DG



28PVRC-BLK-LIME

28" Lime Traffic Cone W/Collars & Black Base



28PVRC-BLK-WB

28" Orange Traffic Cone W/Collars W/Blk Base...



28PVRC-RC

28" Orange Traffic Cone W/Refl Collars (Recess...



28PVRC-TL

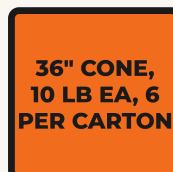
28" Trimline Orange Traffic Cone W/Collars

28TRI in.



36PVCS

36" Orange Traffic Cone



36PVRC

ZoneCone — 36" Cone (Orange Base)

36 in.

HIP

DG



36PVRC-BLK

ZoneCone — 36" Cone (Black Base)

36 in.

HIP

DG

**36" LIME
TRAFFIC
CONE
W/COLLARS**

36PVRC-L

36" Lime Traffic Cone
W/Collars

**36" LIME
TRAFFIC
CONE W/REFL
COLLARS &...**

36PVRC-L-BLK

36" Lime Traffic Cone
W/Refl Collars & Black...

**18" LIME
TRAFFIC
CONE**

1850-00

18" Lime Traffic Cone

**28" LIME
TRAFFIC
CONE W/ REF
COLLARS**

3004288

28" Lime Traffic Cone
W/(2) Ref Collars

**CONE BAR
EXTENDS TO
6FT,
ORANGE/WHITE**

CB6OW

Cone Bar Extends To 6ft,
Orange/White

**HIGHEST-QUALITY
ABS,
RETRACTABLE
DESIGN,...**

CB6YB

Cone-Bar — Extends to 6
Feet

6 ft (telescoping) in.

HIP DG

**CONE BAR
EXTENDS TO
10 FT
ORANGE/WHITE**

CB10OW

Cone Bar Extends To 10 ft
Orange/White

**HIGHEST-QUALITY
ABS,
RETRACTABLE
DESIGN,...**

CB10YB

Cone-Bar — Extends to
10 Feet

10 ft (telescoping) in.

HIP DG

**COLLAPSIBLE
28" ORANGE
TRAFFIC
CONE KITS**

CC5B

Collapsible 28" Orange
Traffic Cone Kits (5/Bag)

**TRAFFIC
CONE HOLDER**

CH155

Traffic Cone Holder

**7 LB CONE
STABILIZER
FOR ORANGE
CONES**

CW-1

7 Lb Cone Stabilizer For
Orange Cones

**FIRST GARD
FOLDABLE
3-LEGGED
28" LIME...**

FG-5-L

First Gard Foldable 3-
Legged 28" Lime Cone...

**FIRST GARD
FOLDABLE
3-LEGGED
28" ORANGE...**

FG-5-O

First Gard Foldable 3-
Legged 28" Orange Co...

**CONE HOLDER
ATTACHMENT**

PRO-B-CB

Cone Holder Attachment

**LONG CONE
BAR
REPLACEMENT
RING**

RCB-RL

Long Cone Bar
Replacement Ring

**SHORT CONE
BAR
REPLACEMENT
RING**

RCB-RS

Short Cone Bar
Replacement Ring

TRAFFIC CHANNELIZERS

Tubular markers, vertical panels, and lane-divider channelizers for permanent and temporary use.

<div data-bbox="168 365 339 537" style="border: 1px solid black; padding: 5px; text-align: center;"> <p>20 LB BLACK RUBBER GEMSTONE BASE</p> </div> <div data-bbox="126 604 259 636" style="background-color: #e0f2f1; padding: 2px;"> <p>400-B-20R</p> </div> <p>20 Lb Black Rubber Gemstone Base</p>	<div data-bbox="537 365 708 537" style="border: 1px solid black; padding: 5px; text-align: center;"> <p>42" LD TRAFFIC DRUM W/4-6" HIP...</p> </div> <div data-bbox="500 604 633 636" style="background-color: #e0f2f1; padding: 2px;"> <p>456-LD-T-42</p> </div> <p>42" Ld Traffic Drum W/4-6" HIP Collars, O/W/O/W</p> <div data-bbox="492 726 532 751" style="background-color: #e0f2f1; padding: 2px;"> <p>HIP</p> </div>	<div data-bbox="911 365 1081 537" style="border: 1px solid black; padding: 5px; text-align: center;"> <p>36" ORANGE GEMSTONE DIAMOND GRADE</p> </div> <div data-bbox="873 604 1006 636" style="background-color: #e0f2f1; padding: 2px;"> <p>4100-36-DG</p> </div> <p>36" Orange Gemstone Diamond Grade</p> <div data-bbox="865 726 906 751" style="background-color: #e0f2f1; padding: 2px;"> <p>DG</p> </div>	<div data-bbox="1284 365 1455 537" style="border: 1px solid black; padding: 5px; text-align: center;"> <p>ORANGE GEMSTONE VERTICAL PANEL...</p> </div> <div data-bbox="1247 604 1380 636" style="background-color: #e0f2f1; padding: 2px;"> <p>4100-O-36-HIP</p> </div> <p>Orange Gemstone Vertical Panel W/8"X36...</p> <p>8x36 in.</p> <div data-bbox="1239 764 1279 789" style="background-color: #e0f2f1; padding: 2px;"> <p>HIP</p> </div>
<div data-bbox="168 905 339 1077" style="border: 1px solid black; padding: 5px; text-align: center;"> <p>WHITE GEMSTONE VERTICAL PANEL...</p> </div> <div data-bbox="126 1144 308 1176" style="background-color: #e0f2f1; padding: 2px;"> <p>4100-W-24-HIP</p> </div> <p>White Gemstone Vertical Panel W/8"X24" HIP Df</p> <p>8x24 in.</p> <div data-bbox="126 1304 167 1329" style="background-color: #e0f2f1; padding: 2px;"> <p>HIP</p> </div>	<div data-bbox="537 905 708 1077" style="border: 1px solid black; padding: 5px; text-align: center;"> <p>TIRE RING FOR TRAFFIC DRUM, 24LBS</p> </div> <div data-bbox="500 1144 557 1176" style="background-color: #e0f2f1; padding: 2px;"> <p>4500</p> </div> <p>Tire Ring For Traffic Drum, 24lbs</p>	<div data-bbox="911 905 1081 1077" style="border: 1px solid black; padding: 5px; text-align: center;"> <p>42" CHANNELIZER, W/ 4" HI BANDS...</p> </div> <div data-bbox="873 1144 946 1176" style="background-color: #e0f2f1; padding: 2px;"> <p>271271</p> </div> <p>42" Channelizer, W/(2) 4" HI Bands O/W/O/W</p> <div data-bbox="865 1266 906 1291" style="background-color: #e0f2f1; padding: 2px;"> <p>HIP</p> </div>	<div data-bbox="1284 905 1455 1077" style="border: 1px solid black; padding: 5px; text-align: center;"> <p>20 LB RUBBER BASE</p> </div> <div data-bbox="1247 1144 1336 1176" style="background-color: #e0f2f1; padding: 2px;"> <p>3007674</p> </div> <p>20 Lb Rubber Base</p>
<div data-bbox="168 1444 339 1617" style="border: 1px solid black; padding: 5px; text-align: center;"> <p>42" CHANNELIZER, NO SHEETING</p> </div> <div data-bbox="126 1684 240 1715" style="background-color: #e0f2f1; padding: 2px;"> <p>C42-2672</p> </div> <p>42" Channelizer, No Sheeting</p>	<div data-bbox="537 1444 708 1617" style="border: 1px solid black; padding: 5px; text-align: center;"> <p>42" CHANNELIZER, W/ 4" EG STP</p> </div> <div data-bbox="500 1684 613 1715" style="background-color: #e0f2f1; padding: 2px;"> <p>C42-2675</p> </div> <p>42" Channelizer, W/(2) 4" EG Stp</p> <div data-bbox="492 1803 532 1829" style="background-color: #e0f2f1; padding: 2px;"> <p>EG</p> </div>	<div data-bbox="911 1444 1081 1617" style="border: 1px solid black; padding: 5px; text-align: center;"> <p>42" CHANNELIZER, W/ 4" HI BANDS...</p> </div> <div data-bbox="873 1684 987 1715" style="background-color: #e0f2f1; padding: 2px;"> <p>C42-2681</p> </div> <p>42" Channelizer, W/(4) 4" HI Bands O/W/O/W</p> <div data-bbox="865 1803 906 1829" style="background-color: #e0f2f1; padding: 2px;"> <p>HIP</p> </div>	<div data-bbox="1284 1444 1455 1617" style="border: 1px solid black; padding: 5px; text-align: center;"> <p>42" CHANNELIZER, W/ 6" WHITE HI BANDS</p> </div> <div data-bbox="1247 1684 1360 1715" style="background-color: #e0f2f1; padding: 2px;"> <p>C42-2682</p> </div> <p>42" Channelizer, W/(2) 6" White HI Bands</p> <div data-bbox="1239 1803 1279 1829" style="background-color: #e0f2f1; padding: 2px;"> <p>HIP</p> </div>

**42"
CHANNELIZER
- ORANGE
W/-6" HI...**

C42-2683

42" Channelizer - Orange
W/(4)-6" HI Bands...

HIP

**42"
CHANNELIZER
W/ 6" DG OR
& 6" HI WH**

C42-2712

42" Channelizer W/(2) 6"
DG Or & (2) 6" HI Wh

DG

**16 LB, 2.4"
HEIGHT,
17.75" HEX,
7.625" HOL...**

CB-16

Rubber Channelizer Base
— 16 lb (CB-16)

17.75 in. hex in.

HIP

DG

**30 LB, 2.4"
HEIGHT,
16"X26"
FOOTPRINT,...**

CB-30

Rubber Channelizer Base
— 30 lb (CB-30)

16×26 in.

HIP

DG

BARRICADES

Type I, II, and III barricades — A-frames, plastic barricades, and solid panel options.

<div data-bbox="168 365 339 537" style="border: 1px solid black; padding: 10px; text-align: center;"> <p>WEIGHT CARTRIDGES</p> </div> <div data-bbox="115 604 293 636" style="background-color: #e0f2f1; padding: 2px;"> <p>03-219-1036F</p> </div> <p>Weight Cartridges</p>	<div data-bbox="537 365 708 537" style="border: 1px solid black; padding: 10px; text-align: center;"> <p>A FRAME LEGS - WHITE W/4 FT PLANK H...</p> </div> <div data-bbox="488 604 602 636" style="background-color: #e0f2f1; padding: 2px;"> <p>4DF-HIP</p> </div> <p>A Frame Legs - White W/4 ft Plank HI Double-...</p> <div data-bbox="483 722 542 753" style="background-color: #e0f2f1; padding: 2px;"> <p>HIP</p> </div>	<div data-bbox="909 365 1079 537" style="border: 1px solid black; padding: 10px; text-align: center;"> <p>BARRICADE PLANK ONLY, 4 FT X</p> </div> <div data-bbox="860 604 958 636" style="background-color: #e0f2f1; padding: 2px;"> <p>4FT-DF</p> </div> <p>Barricade Plank Only, 4 ft X</p> <p>8×2 in.</p> <div data-bbox="855 758 914 789" style="background-color: #e0f2f1; padding: 2px;"> <p>HIP</p> </div>	<div data-bbox="1281 365 1451 537" style="border: 1px solid black; padding: 10px; text-align: center;"> <p>A-FRAME LEGS W/4 FT PANEL HI ONE SIDE</p> </div> <div data-bbox="1232 604 1330 636" style="background-color: #e0f2f1; padding: 2px;"> <p>4SF-HI</p> </div> <p>A-Frame Legs W/4 ft Panel HI One Side</p> <div data-bbox="1227 722 1286 753" style="background-color: #e0f2f1; padding: 2px;"> <p>HIP</p> </div>
<div data-bbox="168 903 339 1075" style="border: 1px solid black; padding: 10px; text-align: center;"> <p>BARRICADE PANEL, 8 FTX8", NO SHEETING</p> </div> <div data-bbox="115 1142 228 1173" style="background-color: #e0f2f1; padding: 2px;"> <p>8DB-NS</p> </div> <p>Barricade Panel, 8 Ftx8", No Sheeting</p>	<div data-bbox="537 903 708 1075" style="border: 1px solid black; padding: 10px; text-align: center;"> <p>2"X8"X12FT DBL SIDED HIP PLANK ONLY</p> </div> <div data-bbox="488 1142 602 1173" style="background-color: #e0f2f1; padding: 2px;"> <p>12DF-HI</p> </div> <p>2"X8"X12ft Dbl Sided HIP Plank Only</p> <p>2×8 in.</p> <div data-bbox="483 1297 542 1329" style="background-color: #e0f2f1; padding: 2px;"> <p>HIP</p> </div>	<div data-bbox="909 903 1079 1075" style="border: 1px solid black; padding: 10px; text-align: center;"> <p>12FTX8"X2" PLANK ONLY HIP DBLE FACED</p> </div> <div data-bbox="860 1142 974 1173" style="background-color: #e0f2f1; padding: 2px;"> <p>12DF-HIP</p> </div> <p>12ftx8"X2" Plank Only HIP Dble Faced</p> <p>8×2 in.</p> <div data-bbox="855 1297 914 1329" style="background-color: #e0f2f1; padding: 2px;"> <p>HIP</p> </div>	<div data-bbox="1281 903 1451 1075" style="border: 1px solid black; padding: 10px; text-align: center;"> <p>TYPE II PLASTICADE, WHITE HI O/W</p> </div> <div data-bbox="1232 1142 1411 1173" style="background-color: #e0f2f1; padding: 2px;"> <p>100-T12-B8HIP</p> </div> <p>Type II Plasticade, White HI O/W</p> <div data-bbox="1227 1262 1286 1293" style="background-color: #e0f2f1; padding: 2px;"> <p>HIP</p> </div>
<div data-bbox="168 1440 339 1612" style="border: 1px solid black; padding: 10px; text-align: center;"> <p>TYPE I PLASTICADE WHITE BARRICADE</p> </div> <div data-bbox="115 1680 261 1711" style="background-color: #e0f2f1; padding: 2px;"> <p>100-T12-HI</p> </div> <p>Type I Plasticade White Barricade</p> <p>12×24 in.</p> <div data-bbox="115 1833 173 1864" style="background-color: #e0f2f1; padding: 2px;"> <p>HIP</p> </div>	<div data-bbox="537 1440 708 1612" style="border: 1px solid black; padding: 10px; text-align: center;"> <p>TYPE II PLASTICADE</p> </div> <div data-bbox="488 1680 683 1711" style="background-color: #e0f2f1; padding: 2px;"> <p>100-WT8B8HI-P</p> </div> <p>Type II Plasticade</p> <p>24×8 in.</p> <div data-bbox="483 1833 542 1864" style="background-color: #e0f2f1; padding: 2px;"> <p>HIP</p> </div>	<div data-bbox="909 1440 1079 1612" style="border: 1px solid black; padding: 10px; text-align: center;"> <p>TYPE II STEELKADE, HIP</p> </div> <div data-bbox="860 1680 1071 1711" style="background-color: #e0f2f1; padding: 2px;"> <p>105G-T12LGB8HIP</p> </div> <p>Type II Steelkade, HIP</p> <p>24×12 in.</p> <div data-bbox="855 1833 914 1864" style="background-color: #e0f2f1; padding: 2px;"> <p>HIP</p> </div>	<div data-bbox="1281 1440 1451 1612" style="border: 1px solid black; padding: 10px; text-align: center;"> <p>I-BEAM A-FRAME BARRICADE UNIT</p> </div> <div data-bbox="1232 1680 1378 1711" style="background-color: #e0f2f1; padding: 2px;"> <p>200-A8HIP</p> </div> <p>I-Beam A-Frame Barricade Unit</p>

**OMNI
A-FRAME KIT
A-FRAME
LEGS**

203W-306HIP

Omni A-Frame Kit (2) A-
Frame Legs (1)

6×1 in.

HIP

**OMNI
A-FRAME KIT
A-FRAME
LEGS**

203W-308HIP

Omni A-Frame Kit (2) A-
Frame Legs (1)

8×1 in.

HIP

**OMNI
A-FRAME KIT
A-FRAME
LEGS...**

203W-310HIP

Omni A-Frame Kit (2) A-
Frame Legs (1)10'X1"X8...

10×1 in.

HIP

**8FTX8"X1"
TYPE III
BARRICADE
PANELS,...**

308-HI-P-L-RW

8ftx8"X1" Type III
Barricade Panels, HI/Sf...

8×1 in.

HIP

**BREAK-AWAY
TYPE III
BARRICADE,
8 FT HIP...**

308-HI-P-LR-KIT

Break-Away Type III
Barricade, 8 ft HIP...

HIP

**8FTX8"X1"
TYPE III
BARRICADE
PANELS...**

308-HI-P-R-RW

8ftx8"X1" Type III
Barricade Panels HI/Sf-...

8×1 in.

HIP

12 FT X

312-HI-RWLR

12 ft X

8×1 in.

HIP

**OMNI
A-FRAME KIT
A-FRAME
LEGS**

2003W-306HIP

Omni A-Frame Kit (2) A-
Frame Legs (2)

6×1 in.

HIP

**OMNI
A-FRAME KIT
A-FRAME
LEGS**

2003W-308HIP

Omni A-Frame Kit (2) A-
Frame Legs (2)

8×1 in.

HIP

**6FT ORANGE
CROWDCADE,
EG O/W 2
SIDES**

2004-O-EGLR

6ft Orange Crowdcade,
EG O/W 2 Sides

EG

**COMPLETE
UNIT: 8 FT
X 1" X 8"
PANELS WIT...**

3308DF

Type III Volcano-Base
Barricade — Polymer...

8 ft panels in.

HIP

**POLYMER
UPRIGHTS,
SINGLE-FACED
RIGHT SLANT**

3308SF-R

Type III Volcano-Base —
Polymer Uprights, Singl...

8 ft panels in.

HIP

**STEEL
UPRIGHTS
OPTION OF
THE...**

3508DF

Type III Volcano-Base —
Steel Uprights, Double...

8 ft panels in.

HIP

**STEEL
UPRIGHTS,
SINGLE-FACED
LEFT SLANT**

3508SF-L

Type III Volcano-Base —
Steel Uprights, Single...

8 ft panels in.

HIP

**STEEL
UPRIGHTS,
SINGLE-FACED
RIGHT SLANT**

3508SF-R

Type III Volcano-Base —
Steel Uprights, Single...

8 ft panels in.

HIP

**TYPE III
BARRICADE,
8 FT
HI/SF-LEFT...**

3908SF-L

Type III Barricade, 8 ft
HI/Sf-Left Stp, Angle...

HIP

**TYPE III
BARRICADE,
8 FT
HI/SF-RIGH...**

3908SF-R

Type III Barricade, 8 ft
HI/Sf-Right Stp, Angle...

HIP

**1.75" X
1.75" X 64"
X-TUBE
UPRIGHT.**

7821-5

Type III Upright — X-Tube
Polymer Heavy Duty

1.75×1.75×64 in.

HIP

DG

**X-TUBE
UPRIGHT, 1
3/4"X6 FT
PLASTIC**

7821-6

X-Tube Upright, 1 3/4"X6
ft Plastic

1 3/4×6 in.

**HARDWARE
KIT FOR
X-TUBE
POLYMER..**

8168

Type III Hardware Kit —
X-Tube Polymer Uprights

Kit in.

HIP

DG

**HARDWARE
KIT FOR
SQUARE
STEEL...**

8169

Type III Hardware Kit —
Square Steel Uprights

Kit in.

HIP

DG

**HARDWARE
KIT FOR
VOLCANO
RUBBER BASE**

8215-HDWE

Hardware Kit For Volcano
Rubber Base

**VOLCANO
RUBBER
BASE, 43
LBS**

8660-RB-43

Volcano Rubber Base, 43
Lbs

**A-FRAME
LEGS, WHITE**

A-40

A-Frame Legs, White

**T3B
BARRICADE
PANEL, 6
FTX8"X1...**

BP-6HIDF

T3b Barricade Panel, 6
Ftx8"X1 HIP/Double-...

8x1 in.

HIP

**6 FT
BARRICADE
PANEL,
HIP/DF O/W**

BP-06M336RL

6 ft Barricade Panel,
HIP/Df O/W

HIP

**TYPE III
BARRICADE
PANEL ONLY,
NO SHEETING**

BP-8

Type III Barricade Panel
Only, No Sheeting

**T3B
BARRICADE
PANEL,
8FTX8"X1"...**

BP-8DGDF

T3b Barricade Panel,
8ftx8"X1" DG/Df

8x1 in.

DG

**TYPE III
BARRICADE
PANEL ONLY,
8 FTX8"X1"...**

BP-8HIDF

Type III Barricade Panel
Only, 8 Ftx8"X1" HIP/Df...

8x1 in.

HIP

**T3B
BARRICADE
PANEL, 8
FTX8"X1"...**

BP-8HISF

T3b Barricade Panel, 8
Ftx8"X1" HIP/S-Faced

8x1 in.

HIP

**T3B
BARRICADE
PANEL, 8
FTX8"X1"...**

BP-8HISF-L

T3b Barricade Panel, 8
Ftx8"X1" HIP/S-Faced-...

8x1 in.

HIP

**T3B
BARRICADE
PANEL, 8
FTX8"X1"...**

BP-8HISF-R

T3b Barricade Panel, 8
Ftx8"X1" HIP/S-Faced-...

8x1 in.

HIP

**8FTX8"X1"
BARRICADE
PANEL
HIP/SF...**

BP-8HISFRW

8ftx8"X1" Barricade
Panel HIP/Sf Red/White

8x1 in.

HIP

**WAVE
CENTERBOARD
TYPE III
BARRICADE...**

BP-08M336RL

Wave Centerboard Type
III Barricade Panel 8...

HIP

**BARRICADE
PANEL, 8
FTX8"X1" NO
SHEETING**

BP-8NS

Barricade Panel, 8
Ftx8"X1" No Sheeting

8x1 in.

**T3B
BARRICADE
PANELS,10
FTX8"X1"...**

BP-10HIDF

T3b Barricade Panels,10
Ftx8"X1" HIP/Df O/W

8x1 in.

HIP

**T3B
BARRICADE
PANELS,10
FTX8"X1"...**

BP-10HISF

T3b Barricade Panels,10
Ftx8"X1" HIP/S-Faced

8x1 in.

HIP

**2" SQUARE
STEEL FOOT
W/6" RISER
STUB**

FEET

2" Square Steel Foot
W/6" Riser Stub

2SQ in.

**HARDWARE
FOR TYPE
III BARR**

HDWE

Hardware For Type III
Barr

**8 FT X 1" X
8" HIP,
DOUBLE
FACED,...**

P308-DF-RW-HIP

Type III Replacement
Panel — 8 ft Red/White...

8x1 in.

HIP

**8 FT X 1" X
8" SINGLE
FACED
RED/WHITE...**

P308-SF-RW-L

Type III Replacement
Panel — 8 ft Red/White,...

8x1 in.

HIP

**8 FT X 1" X
8" SINGLE
FACED
RED/WHITE...**

P308-SF-RW-R

Type III Replacement
Panel — 8 ft Red/White,...

8x1 in.

HIP

**PLASTIC
BARRICADE
TYPE II**

PB-24-2-HI

Plastic Barricade Type II

24x8 in.

HIP

**TYPE II
BARRICADE
HIP W/STEEL
LEGS**

ST-24-2-HI

Type II Barricade HIP
W/Steel Legs

HIP

**5 FT ANCHOR
MAST TYPE
III
BARRICADE**

T3-A60X5M

5 ft Anchor Mast Type III
Barricade

**BASE FOR
ANCHOR
BARRICADE
SYSTEM**

T3-ANCHOR-C

Base For Anchor
Barricade System

**BACK LEG
ASSEMBLY
FOR
LANEGARD3...**

T3-LBL

Back Leg Assembly For
Lanegard3 Type III...

**CROSS BAR
FOR
LANEGARD3
TYPE III...**

T3-LCB

Cross Bar For Lanegard3
Type III Barricade

**FRONT LEG
FOR FOLDING
TYPE III
BARRICADE**

T3-LFL

Front Leg For Folding
Type III Barricade

**T3-LX5
FRAME ONLY.
46" WIDE,
64" TALL,...**

T3-LX5

Type III Barricade Frame
Only (LX5)

46 in. wide in.

HIP DG

**LANEGARD 3
4FT
COMPLETE
TYPE III...**

T3-LX5-341336L

Lanegard 3 4ft Complete
Type III Barricade HIP/S...

HIP

**LANEGARD 3
4 FT
COMPLETE
TYPE III...**

T3-LX5-341336R

Lanegard 3 4 ft Complete
Type III Barricade HIP/S...

HIP

**LANEGARD 3
4 FT
COMPLETE
HIP/DF TYP...**

T3-LX5-342336RL

Lanegard 3 4 ft Complete
HIP/Df Type III Barricade

HIP

**LANEGARD 3
6 FT
COMPLETE
TYPE III...**

T3-LX5-361336L

Lanegard 3 6 ft Complete
Type III Barricade HIP/S...

HIP

**LANEGARD 3
6 FT
COMPLETE
TYPE III...**

T3-LX5-361336R

Lanegard 3 6 ft Complete
Type III Barricade HIP/S...

HIP

**LANEGARD 3
6 FT
COMPLETE
HIP/DF TYP...**

T3-LX5-362336RL

Lanegard 3 6 ft Complete
HIP/Df Type III Barricade

HIP

**LANEGARD 3
8FT
COMPLETE
TYPE III...**

T3-LX5-381336L

Lanegard 3 8ft Complete
Type III Barricade HIP/S...

HIP

**LANEGARD 3
8 FT
COMPLETE
TYPE III...**

T3-LX5-381336R

Lanegard 3 8 ft Complete
Type III Barricade HIP/S...

HIP

**LANEGARD 3
8FT
COMPLETE
HIP/DF TYP...**

T3-LX5-382336RL

Lanegard 3 8ft Complete
HIP/Df Type III Barricade

HIP

**5FT WATER
FILLABLE
BARRICADE,
ORANGE...**

WFB-O-EGLR-KIT

5ft Water Fillable
Barricade, Orange W/Pin...

EG

**5FT WATER
FILLABLE
BARRICDE,
WHITE W/PI...**













WFB-W-EGLR-KIT

5ft Water Fillable
Barricde, White W/Pin ...

EG

WARNING FLAGS

Hi-vis warning flags, marker flags, and oversize-load flags for fleet and field use.

 <p>FLAG INSERTION TOOL - 12"</p>	 <p>FLAGS</p>	 <p>FLAGS</p>	 <p>FLAGS</p>
<p>12FIT</p> <p>Flag Insertion Tool - 12"</p>	<p>450-BLUE</p> <p>Flags</p> <p>4×5 in.</p>	<p>450-GREEN</p> <p>Flags</p> <p>4×5 in.</p>	<p>450-LIME</p> <p>Flags</p> <p>4×5 in.</p>
 <p>FLAGS</p>	 <p>FLAGS</p>	 <p>FLAGS</p>	 <p>FLAGS</p>
<p>450-ORANGE</p> <p>Flags</p> <p>4×5 in.</p>	<p>450-PINK</p> <p>Flags</p> <p>4×5 in.</p>	<p>450-RED</p> <p>Flags</p> <p>4×5 in.</p>	<p>450-WHITE</p> <p>Flags</p> <p>4×5 in.</p>
 <p>FLAGS</p>	 <p>18" VINYL FLAG, ORANGE NO STAFF</p>	 <p>18" MESH FLAG, NO STAFF.</p>	 <p>18"X300 FT FLAGGING MATERIAL</p>
<p>450-YELLOW</p> <p>Flags</p> <p>4×5 in.</p>	<p>1010-18</p> <p>18" Vinyl Flag, Orange No Staff</p>	<p>1010-18M</p> <p>Orange Warning Flag — 18" Mesh, No Staff</p> <p>18 in. mesh in.</p> <p>HIP</p>	<p>1010-1850</p> <p>18"X300 ft Flagging Material</p> <p>18×300 in.</p>

**18" VINYL
FLAG ON 24"
WOOD STAFF
12/BUNDLE.**

1024-18

Orange Warning Flag —
18" Vinyl / 24" Wood...

18 in. vinyl in.

HIP

**18" MESH
FLAG ON 24"
WOOD STAFF.**

1024-18M

Orange Warning Flag —
18" Mesh / 24" Wood...

18 in. mesh in.

HIP

**18" MESH
WARNING
FLAG ORANGE
W/30" WOOD...**

1030-18M

18" Mesh Warning Flag
Orange W/30" Wood...

**18" MESH
WARNING
FLAG ORANGE
W/36" WOOD...**

1036-18M

18" Mesh Warning Flag
Orange W/36" Wood...

**24" VINYL
FLAG ON 36"
WOOD STAFF**

1036-24

Orange Warning Flag —
24" Vinyl / 36" Wood...

24 in. vinyl in.

HIP

**24" MESH
FLAG ON 36"
WOOD STAFF.**

1036-24M

Orange Warning Flag —
24" Mesh / 36" Wood...

24 in. mesh in.

HIP

**18" CLOTH
FLAG WITH
WIRE LOOP,
3/4" ROUND...**

2010-18CW

Orange Warning Flag —
18" Cloth with Wire Loop

18 in. cloth in.

HIP

**18" RED
VINYL
WARNING
FLAG W/24"...**

2024-18S

18" Red Vinyl Warning
Flag W/24" Staff And...

**24" VINYL
FLAG RED
W/24" STAFF**

2036-24

24" Vinyl Flag Red W/24"
Staff

**24" FLAG
RED W/36"
STAFF AND
STAY**

2036-24S

24" Flag Red W/36" Staff
And Stay

**18X18 VINYL
COATED MESH
FLO
RED/ORANGE...**

D-5971

18×18 Vinyl Coated Mesh
Flo Red/Orange 10 Oz...

18×18 in.

FLAGS

P450-ORANGE

Flags

4×5 in.

**WATER.
4"X5" VINYL
FLAG ON 30"
STEEL WIRE...**

P450W-BLUE

Printed Marking Flag —
WATER (Blue, APWA)

4x5 in.

HIP

**SEWER.
4"X5" VINYL
FLAG ON 30"
STEEL WIRE...**

P450W-GREEN

Printed Marking Flag —
SEWER (Green, APWA)

4x5 in.

HIP

**CATV. 4"X5"
VINYL FLAG
ON 30"
STEEL WIRE...**

P450W-ORANGE

Printed Marking Flag —
CATV (Orange, APWA)

4x5 in.

HIP

**SURVEY.
4"X5" VINYL
FLAG ON 30"
STEEL WIRE...**

P450W-PINK

Printed Marking Flag —
SURVEY (Pink, APWA)

4x5 in.

HIP

**NON POTABLE
WATER.
4"X5" VINYL
FLAG ON 30...**

P450W-PURPLE

Printed Marking Flag —
NON POTABLE WATER...

4x5 in.

HIP

**ELECTRIC.
4"X5" VINYL
FLAG ON 30"
STEEL WIRE...**

P450W-RED

Printed Marking Flag —
ELECTRIC (Red, APWA)

4x5 in.

HIP

**GAS. 4"X5"
VINYL FLAG
ON 30"
STEEL WIRE...**

P450W-YELLOW

Printed Marking Flag —
GAS (Yellow, APWA)

4x5 in.

HIP

**PRINTED
FLAGS**

P454W-BLUE

Printed Flags

4x5 in.

**PENNANT
FLAGS,
100FT SOLID
RED**

PBC-05

Pennant Flags, 100ft
Solid Red

**CUSTOM
FLAGS,
DAVISON RW**

SC+1580

Custom Flags, Davison
Rw

4x5 in.

**HANSON
RURAL WATER
CUSTOM
FLAGS,...**

SC+1585

Hanson Rural Water
Custom Flags, Wht/Blue

4x5 in.

**PRINTED
GREEN
SURVEY,
GLENWOOD...**

SC+1704

Printed Green Survey,
Glenwood Storm Sewer

4x5 in.

**CUSTOM
FLAGS,
LOUISBURG
SEWER**

SC+3180

Custom Flags, Louisburg
Sewer

4×5 in.

**CUSTOM
FLAGS,
LOUISBURG
WATER**

SC+6414

Custom Flags, Louisburg
Water

4×5 in.

**HARDIN
COUNTY
CUSTOM
FLAGS**

SC+10463

Hardin County Custom
Flags

4×5 in.

**CUSTOM
FLAGS,
LOUISBURG
GAS**

SC+10548

Custom Flags, Louisburg
Gas

4×5 in.

**CUSTOM
FLAG,
DAVISON/HANSON
RURAL...**

SC+15246

Custom Flag,
Davison/Hanson Rural...

4×5 in.

**MARSHALLTOWN
CUSTOM
SEWER FLAGS**

SC+16197

Marshalltown Custom
Sewer Flags

4×5 in.

**CITY OF ORD
UTILITIES
308-728-5791**

SC+18108

City Of Ord Utilities 308-
728-5791

4×5 in.

**CUSTOM
FLAGS,
WELLMAN GAS**

SC+19837

Custom Flags, Wellman
Gas

4×5 in.

**CUSTOM
FLAGS, CITY
OF GOODLAND
ELEC**

SC+21077

Custom Flags, City Of
Goodland Elec

4×5 in.

**CUSTOM
FLAGS, CITY
OF ALGONA
STORM WATER**

SC+30862

Custom Flags, City Of
Algona Storm Water

4×5 in.

**CUSTOM
SURVEY
FLAGS**

SP-450W

Custom Survey Flags

4×5 in.

**STAKE
WHISKER,
WHITE**

SW-WHITE

Stake Whisker, White
(1,000/Case)

REFLECTORS DELINEATORS

Browse Reflectors Delineators from National Sign Company.

<div data-bbox="168 365 339 537"> <p>REFLECTORS, 3 1/4" BOLT-ON GUARDRAIL...</p> </div> <div data-bbox="115 604 175 642"> <p>181</p> </div> <div data-bbox="110 653 396 709"> <p>Reflectors, 3 1/4" Bolt-On Guardrail Del</p> </div>	<div data-bbox="537 365 708 537"> <p>2-SIDED PLASTIC GUARDRAIL DELINEATOR..</p> </div> <div data-bbox="483 604 544 642"> <p>182</p> </div> <div data-bbox="479 653 760 709"> <p>2-Sided Plastic Guardrail Delineators, Bolt-On</p> </div>	<div data-bbox="909 365 1079 537"> <p>GUARDRAIL REFLECTORS, METAL BOLT-ON</p> </div> <div data-bbox="855 604 915 642"> <p>567</p> </div> <div data-bbox="850 653 1081 709"> <p>Guardrail Reflectors, Metal Bolt-On</p> </div>	<div data-bbox="1281 365 1451 537"> <p>GUARDRAIL REFLECTORS, METAL BOLT-ON...</p> </div> <div data-bbox="1227 604 1287 642"> <p>567-2</p> </div> <div data-bbox="1222 653 1503 709"> <p>Guardrail Reflectors, Metal Bolt-On White HI...</p> </div> <div data-bbox="1227 722 1287 760"> <p>HIP</p> </div>
<div data-bbox="168 867 339 1039"> <p>STRAIGHT GUARDRAIL MARKERS, WHITE - 2...</p> </div> <div data-bbox="115 1106 289 1144"> <p>8004228220</p> </div> <div data-bbox="110 1155 362 1211"> <p>Straight Guardrail Markers, White - 2 Wy</p> </div>	<div data-bbox="537 867 708 1039"> <p>BI- DIRECTIONAL AMBER BUTTON...</p> </div> <div data-bbox="483 1106 609 1144"> <p>AKT-182</p> </div> <div data-bbox="479 1155 721 1211"> <p>Bi- Directional Amber Button W/Bracket</p> </div>	<div data-bbox="909 867 1079 1039"> <p>BUTTERFLY REFLECTORS, WHITE HIP 2 SIDES, BOL...</p> </div> <div data-bbox="855 1106 997 1144"> <p>BF-W2-BO</p> </div> <div data-bbox="850 1155 1127 1211"> <p>Butterfly Reflectors, White HIP 2 Sides, Bolt...</p> </div> <div data-bbox="855 1224 915 1262"> <p>HIP</p> </div>	<div data-bbox="1281 867 1451 1039"> <p>BUTTERFLY REFLECTORS, YELLOW HIP 2 SIDES,...</p> </div> <div data-bbox="1227 1106 1352 1144"> <p>BF-Y2-BO</p> </div> <div data-bbox="1222 1155 1515 1211"> <p>Butterfly Reflectors, Yellow HIP 2 Sides, Bolt...</p> </div> <div data-bbox="1227 1224 1287 1262"> <p>HIP</p> </div>
<div data-bbox="168 1369 339 1541"> <p>3" ROUND PLASTIC BACKED DELINEATOR..</p> </div> <div data-bbox="115 1608 224 1646"> <p>DL-1-A</p> </div> <div data-bbox="110 1656 386 1713"> <p>3" Round Plastic Backed Delineators - Amber</p> </div>	<div data-bbox="537 1369 708 1541"> <p>3" ROUND PLASTIC BACKED DELINEATOR..</p> </div> <div data-bbox="483 1608 609 1646"> <p>DL-1-BL</p> </div> <div data-bbox="479 1656 755 1713"> <p>3" Round Plastic Backed Delineators - Blue</p> </div>	<div data-bbox="909 1369 1079 1541"> <p>3" ROUND PLASTIC BACKED DELINEATOR..</p> </div> <div data-bbox="855 1608 964 1646"> <p>DL-1-R</p> </div> <div data-bbox="850 1656 1127 1713"> <p>3" Round Plastic Backed Delineators - Red</p> </div>	<div data-bbox="1281 1369 1451 1541"> <p>3" ROUND PLASTIC BACKED DELINEATOR..</p> </div> <div data-bbox="1227 1608 1336 1646"> <p>DL-1-W</p> </div> <div data-bbox="1222 1656 1498 1713"> <p>3" Round Plastic Backed Delineators -White</p> </div>



DL-1A

3" Round Aluminum Backed Reflectors



DL-3W

Delineator — White 3"x8"

3x8 in.

HIP



DL-3Y

Delineator — Yellow 3"x8"

3x8 in.

HIP



DL-4Y

Delineators

4x4 in.

EG



DL-6A

Delineator

4x4 in.

EG



DL-7A

Delineator

3x8 in.

EG



DL-7AY

Delineators

5x5 in.

HIP



DL-8AW

Delineator

3x8 in.

HIP



DL-8AY

Delineators


3x8 in.

HIP



LDS-FY311

Fluorescent Yellow Linear Delineation Panels



OM1-2

Type 1 Object Marker — Yellow on Black

18DIA in.

DG

HIP



OM1-3

Type 1 Object Marker — Yellow Sheeting Only

18DIA in.

HIP

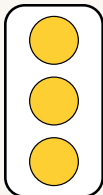


OM2-1H

Type 2 Object Marker — Horizontal Small

15×6 · 6×12 in.

HIP



OM2-1V

Type 2 Object Marker — Vertical Small

15×6 · 6×15 in.

HIP



PF318HIP-G

3 1/8 X 30" Post Reflector HIP/AI Green

3 1/8×30 in.

HIP



PF318HR

3 1/8 X 30" Post Reflector Red HIP

3 1/8×30 in.

HIP



PF320RHI

3" X 60" Post Reflector HIP/AI Red

3×60 in.

HIP



PF320YHI

3" X 60" Post Reflector HIP/AI Yellow

3×60 in.

HIP



PR248

2"X48" Post Reflector HIP/AI Red

2×48 in.

HIP



PR348

3"X48" Post Reflector HIP/AI Red

3×48 in.

HIP



PR372

3"X72" Post Reflector HIP/AI Red

3×72 in.

HIP



PR482

3"X48" Post Reflector HIP/AI Red

3×48 in.

HIP



SQ248DGY

2"X60" Post Reflector

2×60 in.

DG



TRPM-W1

Temp Pavement Markers, White One Side

TEMP
PAVEMENT
MARKERS,
WHITE ONE...

TRPM-W1-WZ

Temp Pavement Markers,
White One Workzone

TEMP
PAVEMENT
MARKERS,
WHITE 2...

TRPM-W2

Temp Pavement Markers,
White 2 Sides

TEMP
PAVEMENT
MARKERS,
WHITE 2-WA...

TRPM-W2-WZ

Temp Pavement Markers,
White 2-Way Workzone

TEMP
PAVEMENT
MARKERS,
YELLOW 1...

TRPM-Y1-WZ

Temp Pavement Markers,
Yellow 1 Way Workzone

TEMP
PAVEMENT
MARKERS,
YELLOW 2...

TRPM-Y2

Temp Pavement Markers,
Yellow 2 Sides

TEMP
PAVEMENT
MARKERS,
AMBER 2 WA...

TRPM-Y2-WZ

Temp Pavement Markers,
Amber 2 Way Workzone

NATIONAL SIGN COMPANY · MASTER CATALOG

PUBLIC WORKS

Aluminum sign blanks, 3M reflective rollgoods, vehicle light bars, and the hi-vis workwear and boots public-works crews count on.

Aluminum Sign Blanks 7

ALUMINUM SIGN BLANKS

.063, .080, and .100 aluminum sign blanks — drilled, undrilled, and custom shapes ready for graphics.



BLANK

Blank

10×30–9×9 in. (145 sizes)

HIP



BLANK1

Blank

10×30–96×36 in. (62 sizes)

HIP DG EG




BLANK2

Blank

12×4–9×26 in. (39 sizes)

HIP EG DG



SIGN SAVERS

SS-3

Sign Savers

3×3 in.




W-BLANK

Blank

12SQ–18SQ in. (20 sizes)

HIP DG



XBLANK

Blank

12×6–96×9 in. (14 sizes)



XBLANK2

Blank

12×6–48×9 in. (14 sizes)

HIP